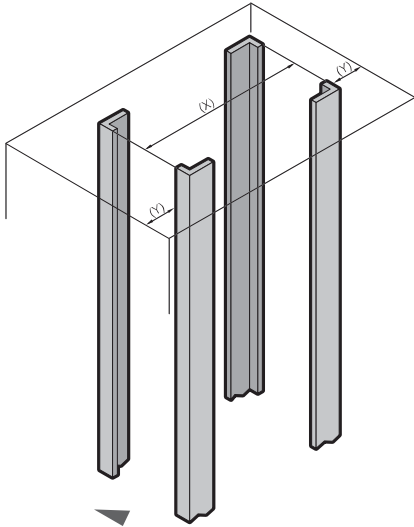


Enclosures

482.6 mm (19") system configuration

Installation dimensions



TS 8

Enclosure width mm	Enclosure depth mm	Max. distance between 482.6 mm (19") levels (X) mm	Min. clearance (Y)		Attachment
			front mm	rear mm	
600	600	512	42.5	42.5	on TS punched section with mounting flange, 17 x 73 mm, inner level
600	800	712	42.5	42.5	
600	900	812	42.5	42.5	
800	600	512	42.5	42.5	on depth stays as installation kit
800	800	712	42.5	42.5	
800	900	812	42.5	42.5	
800	1000	912	42.5	42.5	
800	800	674	61.5	61.5	on depth stays TS
800	600	474	61.5	61.5	
800	1000	874	61.5	61.5	
800	1200	1074	61.5	61.5	
600	900	851	23	23	on TS punched section with mounting flange, 17 x 73 mm, with slot
600	1000	951	23	23	
600	1200	1151	23	23	
600	600	468.5	64.2	64.2	Mounting frame
600	800	668.5	64.2	64.2	
600	900	768.5	64.2	64.2	
600	1000	868.5	64.2	64.2	
600	1200	1068.5	64.2	64.2	
800	600	468.5	64.2	64.2	
800	800	668.5	64.2	64.2	
800	1000	868.5	64.2	64.2	
800	1200	1068.5	64.2	64.2	

TE 7000

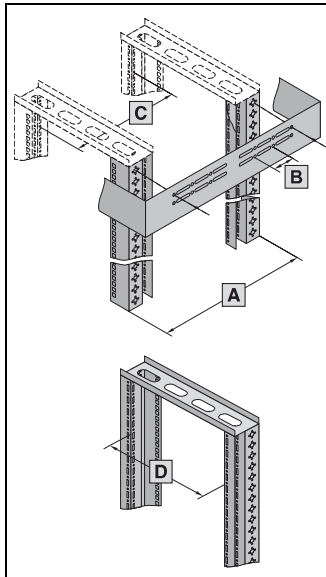
600	600	495	47	52	Mounting frame
600	800	695	47	52	
600	900	795	47	52	
600	1000	895	47	52	
800	600	495	47	52	
800	800	695	47	52	
800	900	795	47	52	
800	1000	895	47	52	

482.6 mm (19") system configuration

Quick selection for TS 8 accessories for mounting on the TE 7000

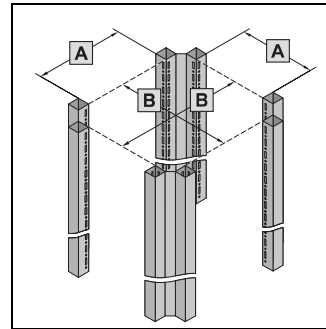
corresponds to			TS punched section with mounting flange 17 x 73 mm, for mounting installation components	C rails, for cable clamping in the enclosure depth via cable clamps	Cable clamp rail, for cable attachment via cable ties
Distance between levels (mm) TE 7000/TS 8 482.6 mm (19") mounting frame	Enclosure width/depth TS 8 (mm) mounting, outer level	Enclosure width/depth TS 8 (mm) mounting, inner level			
445	400		8612.140	7828.040	7858.160 depth-adjustable 445 – 695 mm
495		400	8612.040		
545	500		8612.150	7828.050	
595		500	8612.050		
645	600		8612.160	7828.060	
695		600	8612.060		
845	800		8612.180	7828.080	
895		800	8612.080		
945	900		–	7828.090	
995		900	8612.090		
1045	1000		8612.100	7828.100	
1095		1000	8612.000		

TE 7000/TS 8 482.6 mm (19") mounting frame



- A** Distance between the two 482.6 mm (19") levels
Supplied state of network enclosure: 495 mm
Supplied state of server rack: 745 mm
- B** The mounting distance in a rear mounting frame, horizontal, corresponds to the frame mounting dimensions of a 600 mm wide TS 8, inner level
- C** = **A** – 120 mm
- D** The mounting distance in a rear mounting frame, horizontal, corresponds to the frame mounting dimensions of a 600 mm wide TS 8 (inner level, 512 mm).

TS 8 frame



- A** Outer level
- B** Inner level

Load information for 482.6 mm (19") mounting angles

TS 8	800 mm wide			600 mm wide 4/6 punched sections with mtg. flanges ²⁾		Depth stays PS			600/800 mm wide with levelling feet with mounting frame 7856.7XX
	Depth stays as installation kit ¹⁾		Depth stays TS 7827.480/7827.490	Castors	Levelling feet	DK 7696.000	DK 7698.000		
	4	6					600 mm	800 mm Installation at the centre/side	
482.6 mm (19") levels									
¹⁾	1500 N	1750 N	2000 N	2000 N	4000/5000 N	1500 N	800 N	800 N	5000 N
2	3000 N	3500 N	4000 N	2000 N ³⁾	8000/10000 N	3000 N	1600 N	1600 N	10000 N

TE 7000	800 mm wide	600 mm wide	TE 7000 server rack
482.6 mm (19") levels	2	2	2
¹⁾	2000 N	2000 N	3500 N
2	4000 N	4000 N	7000 N

¹⁾ Theoretical value, because in the case of one attachment level the torsion of the mounting angles depends on the centre of gravity of the installed device.

²⁾ No significant increase in load can be achieved through the use of additional depth stays.

The general load data of 50 N/U per attachment level is not met by all enclosures shown here!

³⁾ 7500 N with transport kit DK 7825.900