

Rittal – The System.

Faster – better – worldwide.

► Technical System Catalogue Compact Enclosures AE



ENCLOSURES

POWER DISTRIBUTION

CLIMATE CONTROL

IT INFRASTRUCTURE

SOFTWARE & SERVICES



FRIEDHELM LOH GROUP

Compact enclosures AE



Order information Catalogue 33, from page 44

Benefits at a glance:

- Sheet steel enclosure dipcoat-primed and powder-coated for high corrosion protection
- Sheet steel gland plates for self-assembly may be exchanged for various prepunched plates for simple cable entry
- Labelled mounting plate for simple, flexible installation options
- Rear face with holes, prepared for wall mounting bracket or direct wall mounting
- System mounting block for additional, individual depth population
- Multi-folded enclosure protection channel prevents the ingress of dirt and water when the door is opened
- Perforated mounting strips in the door for fast attachment of support strips, cable conduit holders and covers
- PE conductor connection facilities on the enclosure, door and mounting plate
- Interchangeable door hinge with no need for machining in single-door enclosures


Approvals – Sheet steel:

- UL
- CSA
- TÜV
- Germanischer Lloyd
- Russian Maritime Register of Shipping
- Lloyds Register of Shipping
- Bureau Veritas
- VDE

Compact enclosures AE

1 Enclosure protection channel

- Specifically designed to drain water, so that moisture does not collect against the seal
- Prevents the ingress of dust and dirt when the door is opened
- Additional protection for the high-quality PU foam seal



2 Mounting plate

- Simple one-man assembly even with free-standing enclosures, by screwing a combination bolt and lock nut into position
- Printed pitch pattern allows fast machining and positioning



3 Perforated door strips

- For universal door installations
- For reliable cable routing from the door to the enclosure



4 Interchangeable door hinge

- The door hinge is easily swapped to the opposite side in single-door enclosures
- No machining required, since the holes are integrated and sealed with stoppers



Compact enclosures AE



5 PU foam seal

- Seamlessly foamed-in
- Temperature-resistant from -20 °C to $+80\text{ °C}$
- May be over-painted and briefly stove-enamelled at up to 180 °C



6 Gland plate

- Sheet steel for simple machining, supplied loose
- Integrated, automatic potential equalisation via self-tapping screws
- May be exchanged for gland plates with metal or plastic knockouts for simple, fast cable routing



7 System assembly block

- For the assembly of punched rails, top hat rails and C rails (e.g. for a second mounting level)
- For reliable cable routing from the door to the enclosure



8 Lock

- Wide selection of different lock systems
- Cam, may be exchanged for:
 - Mini-comfort handle
 - Plastic handles
 - T handles
 - Lock inserts
 - Lock cylinder inserts
- Locking rod may be exchanged for Ergoform-S handle
- Cam may be secured with semi-cylinder lock

Compact enclosures AE

Optimum surface protection

Triple surface treatment provides optimum corrosion protection.

Maximum quality is achieved in three stages:

1st phase: Nanoceramic primer

2nd phase: Electrophoretic dipcoat priming

3rd phase: Textured powder coating

- 1 Sheet steel with triple surface treatment after 180 hours salt spray testing
- 2 Standard powder-coated sheet steel after 180 hours salt spray testing



Equipped for practical use


Depending on the chosen version, compact enclosures AE are prepared for:

- Use of eyebolts
- Wall mounting
- Base/plinth mounting



Earthing

- Easily accessible earthing bolt on the body
- Door earthing via perforated door strip
- Earth straps in various cross-sections and lengths available as accessories



Design variants

Compact enclosures AE are also available in the following variants:

- Stainless steel
- For applications in potentially explosive atmospheres
- IP 69K
- For network applications with 482.6 mm (19") attachment level

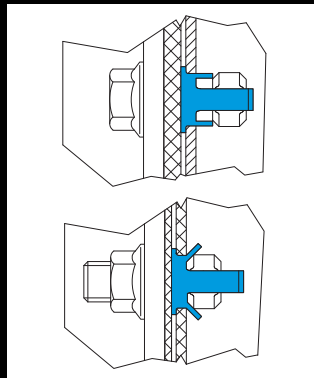


Compact enclosures AE



Interior installation rail

- Retrospective interior installation without machining
- Suitable for time-saving mounting on the sides, base and roof areas
- Variable with two rows of TS 8 system punchings, creates additional mounting space
- TS 8 system punchings allow TS 8 accessories to be used
- Automatic potential equalisation
- May still be fitted after installation of the mounting plates
- Mounting option for door-operated switch and door stay



Wall mounting bracket

- For fast, time-saving attachment to the enclosure from the outside
- Simply insert the expandable dowel into the hole in the enclosure from the outside, and screw-fasten the wall bracket from the outside. In this way, the pre-configured enclosure may be transported to the installation site and the wall bracket secured without opening the enclosure



Baying kit

- For baying AE wall-mounted enclosures
- Special screws and nuts for fast, simple assembly without thread-tapping
- Sealing foam with a pre-defined size ensures a permanent seal between the enclosures
- Comprised of bayable self-adhesive sealing elements and corner pieces, for individual adaptation to various enclosure sizes

Compact enclosures AE

Lock system

- Individual lock concepts with semi-cylinders in the Mini-Ergoform or Ergoform handle
- T handles and handles with security locks
- Many other variants such as:
 - Sealed lock cover
 - Cover for padlocks/multi-locks
 - Semi-cylinder lockare possible



Rain canopy

For semi-outdoor applications

- Reinforces protection against the influence of weather in protected outdoor areas
- Roof slope prevents liquid from collecting



Door variants

- Coordinated range of viewing windows and operating panels
- Glazed doors with full viewing window to replace the standard door
- Operating panel to accommodate buttons, switches or display devices
- Viewing window for display panel to protect the installed equipment



Cable entry

- Gland plates with knockouts in sheet steel and plastic
- Gland plates with membranes for a broad spectrum of cable diameters
- Connector gland for fitting preassembled connectors with a high protection category



Rittal – The System.

Faster – better – worldwide.

- Enclosures
- Power Distribution
- Climate Control
- IT Infrastructure
- Software & Services

RITTAL GmbH & Co. KG
Postfach 1662 · D-35726 Herborn
Phone +49(0)2772 505-0 · Fax +49(0)2772 505-2319
E-mail: info@rittal.de · www.rittal.com

ENCLOSURES

POWER DISTRIBUTION

CLIMATE CONTROL

IT INFRASTRUCTURE

SOFTWARE & SERVICES



FRIEDHELM LOH GROUP