

Enclosures

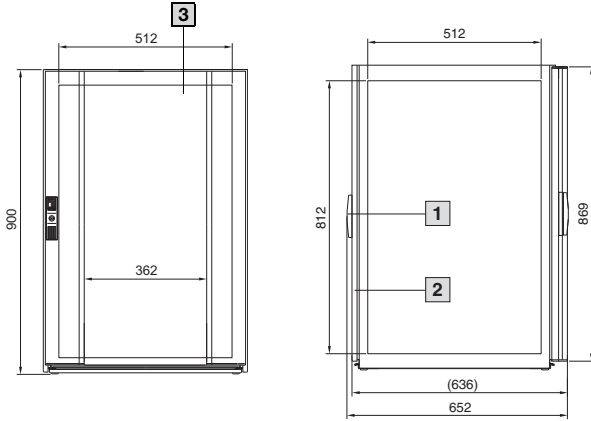
Industrial Workstations

Enclosure

		Model No. IW	W/D mm	6900.000	6900.100	6900.400	6900.410	6901.100
			600/600	900	900	900	900	1000
Supply includes	Version	Material	Colour RAL					
Enclosure	Frame structure w. side panels, screw-fastened from inside	Sheet steel, 1.5 mm	7035 textured	■	■	■	■	■
	Base with gland plate for cable entry							
	Levelling feet to compensate for floor irregularities							
Trim panel, top	To finish off the enclosure at the top	Plastic to UL 94-V0	7035/ 7015	-	-	-	-	■
Keyboard drawer	Drawer housing	Sheet steel, 1.5 mm	7035	-	-	-	-	■
	Extension piece with cable support, pull-out mousepad and keyboard cradle							
	Trim panel with recessed handle, folded as handrest, with lock no. 3524 E							
Drawer section	Drawer tray, fitted with drawer trim panel and telescopic slides	Sheet steel, 1.5 mm	7035	-	-	■	-	-
	Extension piece with cable support and pull-out mousepad	Sheet steel, 1.5 mm	7035	-	-	-	■	-
	Drawer trim panel with recessed handle, with lock no. 3524 E	Plastic to UL 94-V0	7035/ 7015/ 9006	-	-	■	■	-
Designer door	Vertical bars with locking rod and double-bit insert, r/h hinge	Aluminium section	7035	■	■	■	■	■
	Door or installation plate, folded, solid	Sheet steel, 1.5 mm	7015	■	■	■	■	■
Worktop	Solid	Chipboard, plastic-laminated on both sides, with edge strip	Similar to 7035 Edge strip: similar to 7015	-	-	-	-	■
Rear panel	Screw-fastened from the inside	Sheet steel, 1.5 mm	7035 textured	■	-	-	-	-
Rear door	With locking rod and double-bit insert, r/h hinge	Sheet steel, 1.5 mm	7035 textured	-	■	■	■	■

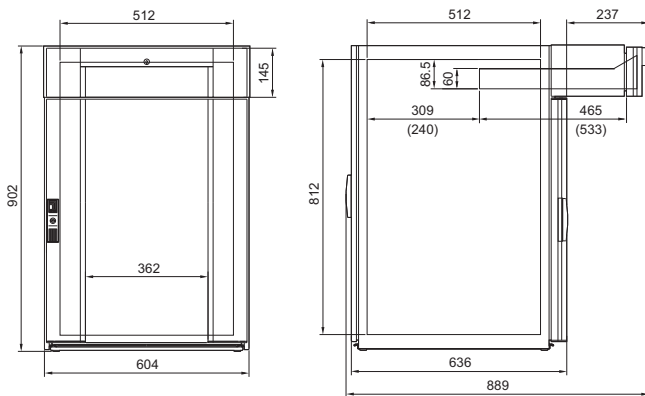
Enclosure

Enclosure
IW 6900.000, IW 6900.100



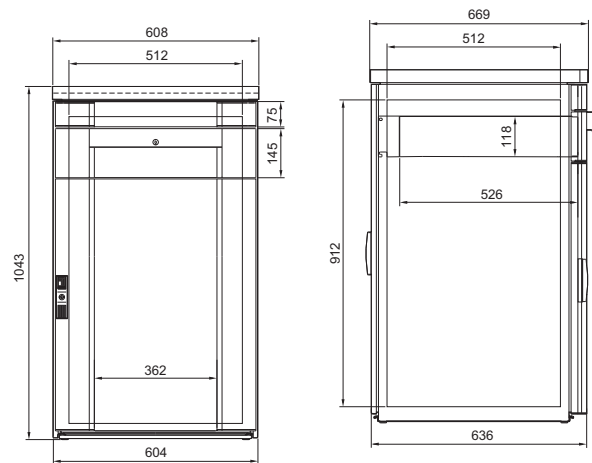
- 1 Rear door for IW 6900.100
- 2 Rear panel for IW 6900.000, dimensions in brackets
- 3 Designer door for IW 6900.000, IW 6900.100

Enclosure
IW 6900.400, IW 6900.410

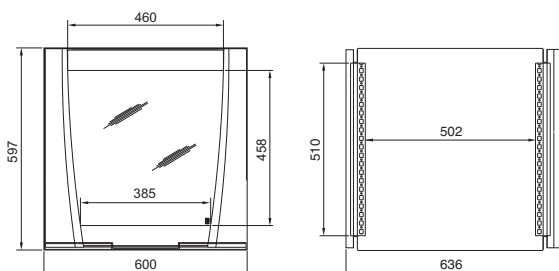


Dimensions in brackets for IW 6900.410 only

Enclosure
IW 6901.100



Monitor housing
IW 6902.500

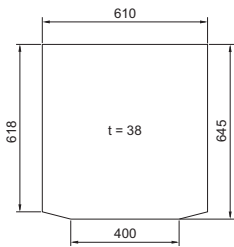


Enclosures

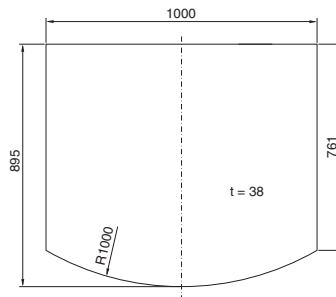
Industrial Workstations

Worktops

Worktop, small
IW 6902.300



Worktop
IW 6902.100



Worktop, prepared for pedestal
IW 6902.310

