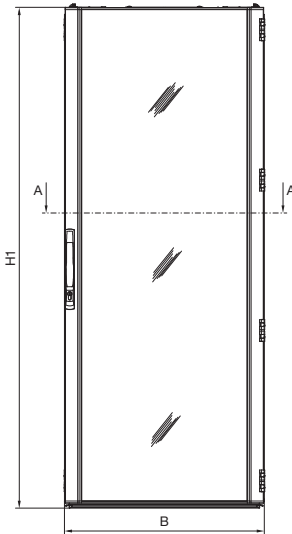


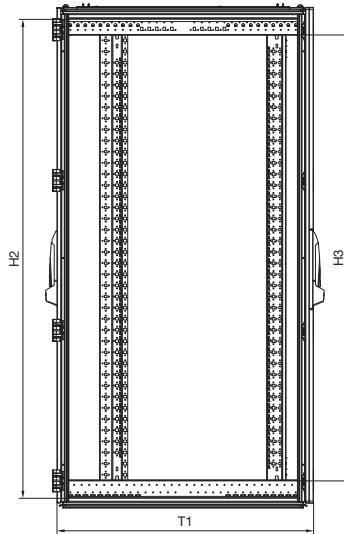
Armarios para redes/servidores TS IT

con puerta transparente para climatización de racks

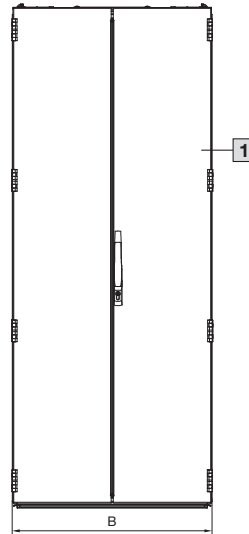
Vista frontal



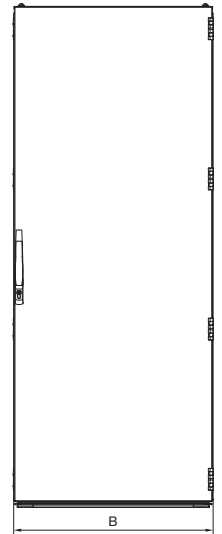
Vista lateral



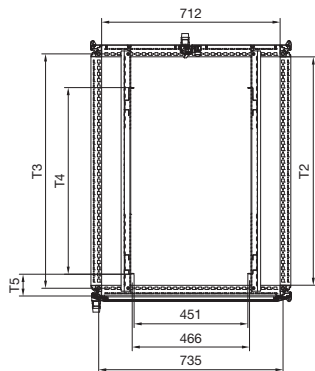
Vista dorsal



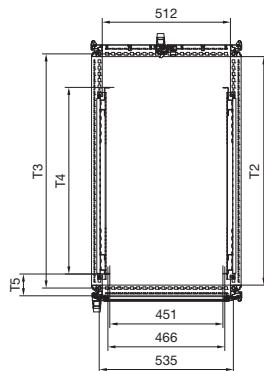
Vista dorsal, IP 55



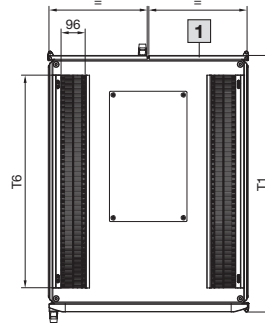
Sección A - A, ancho 800 mm




Sección A - A, ancho 600 mm



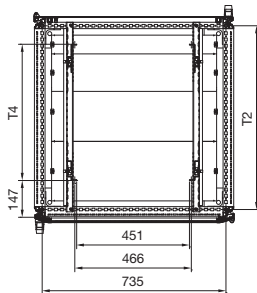
Vista superior



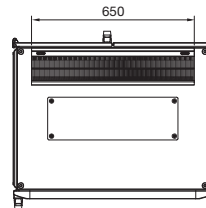
Vista superior, IP 55



Sección A - A, IP 55



Vista superior prof. 600 mm



1 Con una altura de 1200 mm puerta de una pieza

Ref. DK	IP 55	UA	Medidas de anchura mm			Medidas de altura mm			Medidas de profundidad mm			
			B	H1	H2	H3	T1	T2	T3	T4	T5	T6
5503.120	-	24	797	1198,5	1112	974	824	712	735	545	147	650
5504.120	-	24	797	1198,5	1112	974	1024	912	935	745	87	850
5505.120	-	38	797	1798,5	1712	1574	824	712	735	545	147	650
5506.120	-	42	797	1998,5	1912	1774	624	512	535	445	87	650
5507.120	5507.130	42	797	1998,5	1912	1774	824	712	735	545	147	650
5508.120	-	42	597	1998,5	1912	1774	1024	912	935	745	87	850
5509.120	5509.130	42	797	1998,5	1912	1774	1024	912	935	745	87	850
5510.120	-	42	597	1998,5	1912	1774	1224	912	935	745	147	1050
5511.120	-	42	797	1998,5	1912	1774	1224	1112	1135	745	87	1050
5512.120	-	47	797	2198,5	2112	1974	824	712	735	545	147	650
-	5514.130	47	797	2198,5	2112	1974	1024	912	935	745	147	850

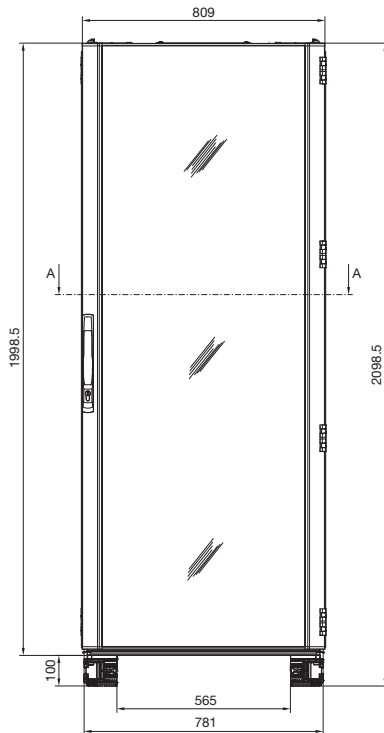
Armarios de distribución

Sistemas de armarios TI

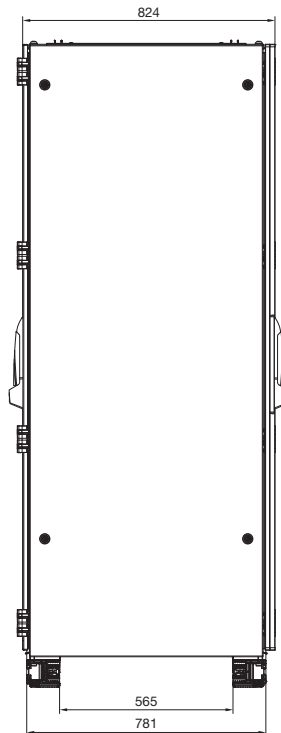
Armarios para redes/servidores TS IT

con puerta transparente para climatización de racks, premontada

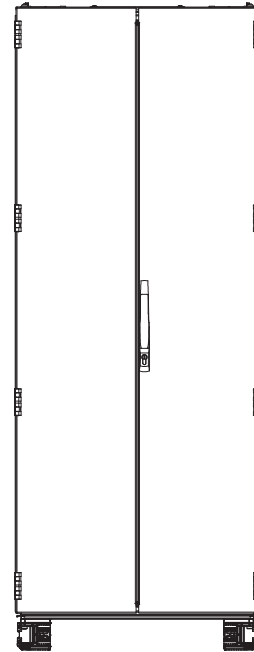
Vista frontal



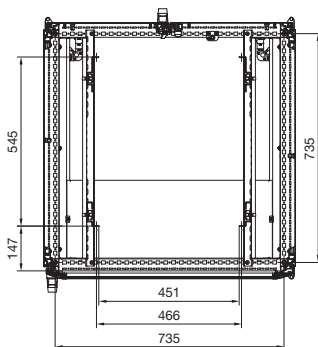
Vista lateral



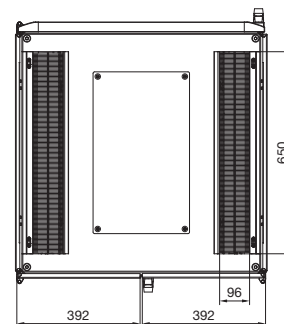
Vista dorsal



Sección A - A

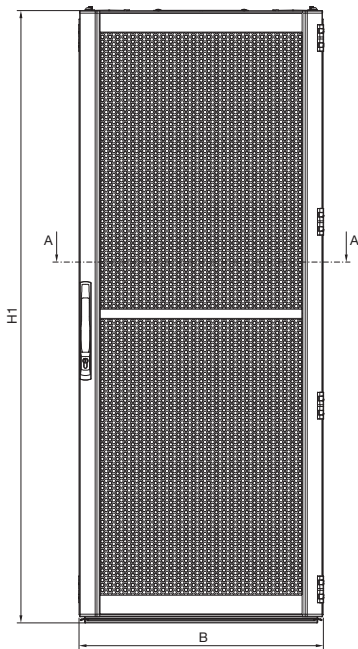


Vista superior

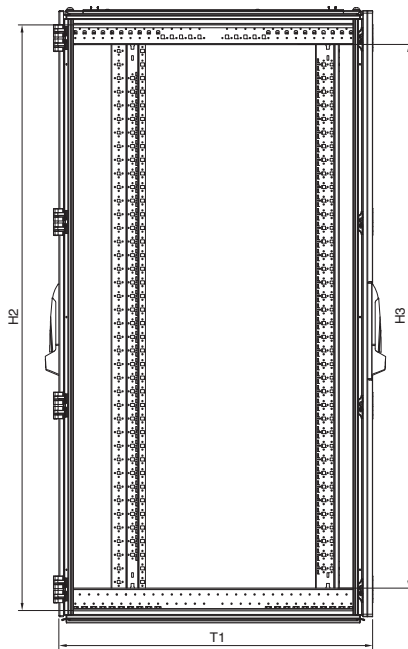


Armarios para redes/servidores TS IT con puerta ventilada para climatización para salas

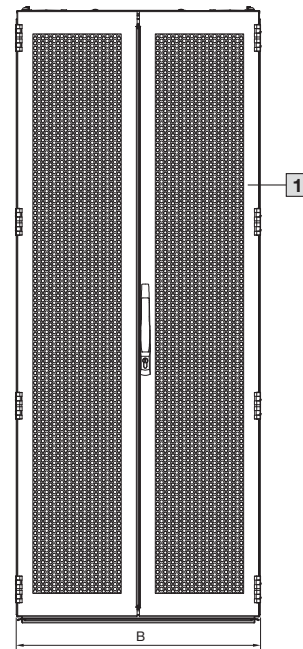
Vista frontal



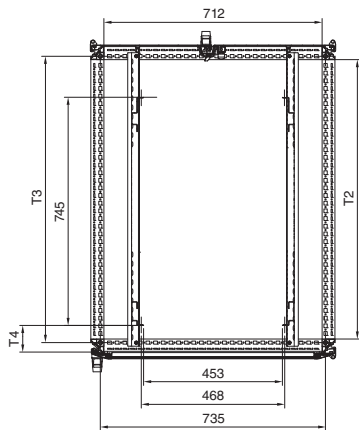
Vista lateral



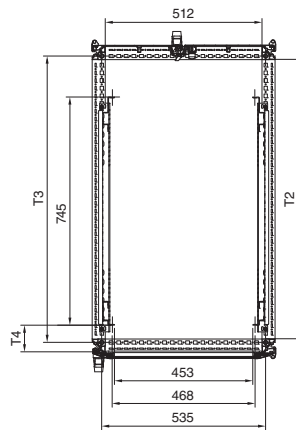
Vista dorsal



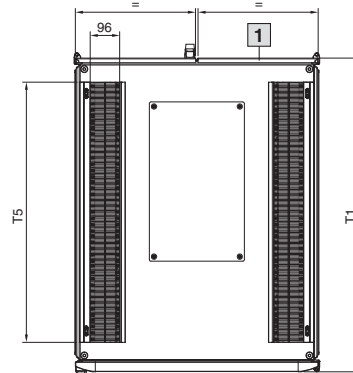
Sección A – A
ancho 800 mm



Sección A – A
ancho 600 mm



Vista superior



1 Con una altura de 1200 mm puerta de una pieza

Ref. DK	UA	Medidas de anchura mm				Medidas de altura mm				
		B	H1	H2	H3	T1	T2	T3	T4	T5
5504.110	24	797	1198,5	1112	974	1024	912	935	87	850
5508.110	42	597	1998,5	1912	1774	1024	912	935	87	850
5509.110	42	797	1998,5	1912	1774	1024	912	935	87	850
5510.110	42	597	1998,5	1912	1774	1224	1112	1135	147	1050
5511.110	42	797	1998,5	1912	1774	1224	1112	1135	147	1050
5513.110	47	597	2198,5	2112	1974	1024	912	935	87	850
5514.110	47	797	2198,5	2112	1974	1024	912	935	87	850
5515.110	47	597	2198,5	2112	1974	1224	1112	1135	147	1050
5516.110	47	797	2198,5	2112	1974	1224	1112	1135	147	1050