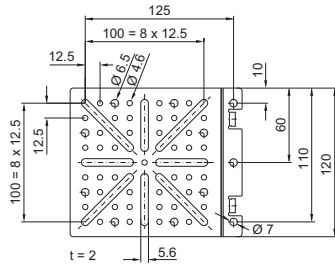
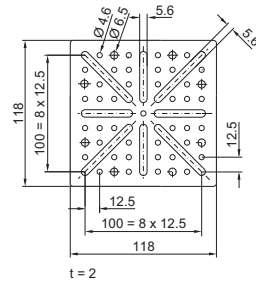


### 衡孔装配板

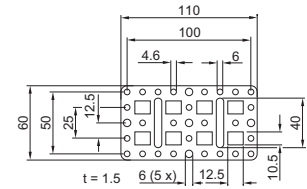
可悬置定位



可用螺钉固定，大规格

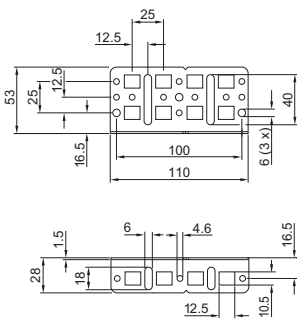


可用螺钉固定，小规格

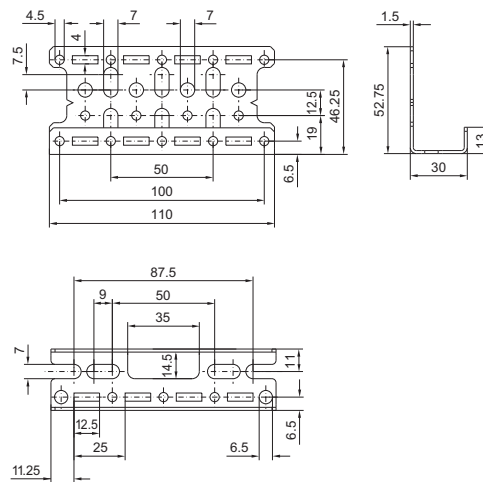


### 安装角支架

用于内部安装  
PS 4597.000



用于内部安装  
CP 6205.100



### 衡孔装配板 TS

带集成式帽型安装轨

