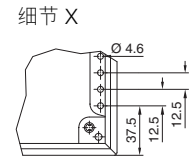
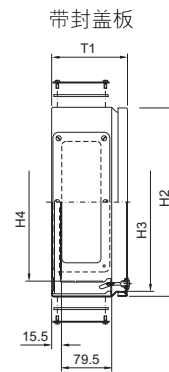
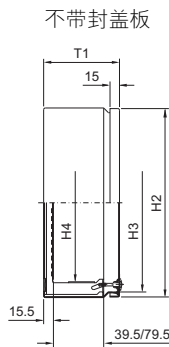
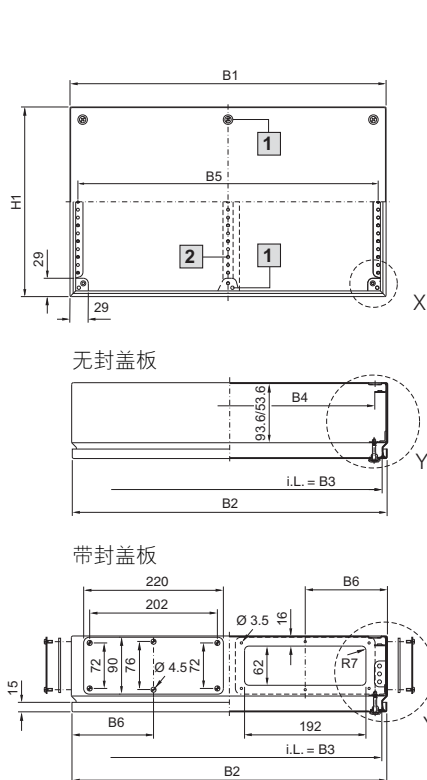
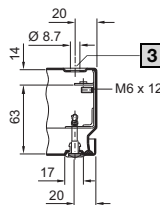


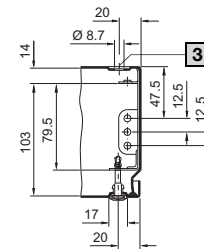
### 接线箱 KL



细节 Y  
T1 = 80



细节 Y  
T1 = 120



B1 = 总宽度  
B2 = 箱盖宽度  
B3 = 箱体可用宽度  
B4 = 型材板条间的可用尺寸 / 宽度  
B5 = 型材板条中安装孔的轴向间距  
B6 = 箱体外沿间隔 - 压盖板中间

H1 = 总高度  
H2 = 箱盖高度  
H3 = 箱体可用高度  
H4 = 型材板条间的可用尺寸 / 高度  
T1 = 总深度

- ❶ 只适用于 B ≥ 600 mm 的情况
- ❷ 只适用于 B = 800 mm 的情况
- ❸ 不锈钢型式钻孔不适用

型号 KL			宽度尺寸 mm						高度尺寸 mm				深度尺寸 mm
不带封盖板	带封盖板	不锈钢, 不带封盖板	B1	B2	B3	B4	B5	B6	H1	H2	H3	H4	T1
1514.510	-	1521.010	150	148	132	109	125	-	150	148	132	-	80
1528.510	-	-	200	198	182	159	175	-	150	148	132	-	80
1516.510	-	1523.010	200	198	182	159	175	-	200	198	182	-	80
1515.510	-	1522.010	300	298	282	259	275	-	150	148	132	-	80
1517.510	-	1524.010	300	298	282	259	275	-	200	198	182	-	80
1518.510	-	-	400	398	382	359	375	-	200	198	182	-	80
1519.510	-	-	600	598	582	559	575	-	200	198	182	-	80
1500.510	-	1527.010	150	148	132	109	125	-	150	148	132	100	120
1529.510	-	-	200	198	182	159	175	-	150	148	132	100	120
1502.510	-	1528.010	200	198	182	159	175	-	200	198	182	150	120
1501.510	1530.510	-	300	298	282	259	275	150	150	148	132	100	120
1503.510	1531.510	1529.010	300	298	282	259	275	150	200	198	182	150	120
1507.510	1535.510	1526.010	300	298	282	259	275	150	300	298	282	250	120
1589.510	-	-	400	398	382	359	375	-	150	148	132	100	120
1504.510	1532.510	1525.010	400	398	382	359	375	200	200	198	182	150	120
1508.510	1536.510	1530.010	400	398	382	359	375	200	300	298	282	250	120
1511.510	1539.510	-	400	398	382	359	375	200	400	398	382	350	120
1505.510	1533.510	-	500	498	482	459	475	130	200	198	182	150	120
1509.510	1537.510	-	500	498	482	459	475	130	300	298	282	250	120
1506.510	1534.510	-	600	598	582	559	575	150	200	198	182	150	120
1510.510	1538.510	-	600	598	582	559	575	150	300	298	282	250	120
1512.510	1540.510	-	600	598	582	559	575	150	400	398	382	350	120
1527.510	1542.510	-	800	798	782	759	775	150	200	198	182	150	120
1513.510	1541.510	-	800	798	782	759	775	150	400	398	382	350	120