


**Rittal – The System.**

Faster – better – everywhere.

# RiLine<sup>X</sup>

THE POWER PLATFORM



ENCLOSURES

POWER DISTRIBUTION


CLIMATE CONTROL

IT INFRASTRUCTURE

SOFTWARE & SERVICES

FRIEDHELM LOH GROUP






### **RiLineX busbar system**


Developments such as the growth of electrification and the energy savings brought about by the switch to direct-current technologies mean the requirements relating to state-of-the-art, high-availability power distribution are increasing all the time. Demand for internationally recognised and approved components is also growing.

This new system platform utilises the DNA of our modular platforms and is the result of over 40 years of experience in power distribution.



With RiLineX, we and our partners are setting the global standard in power distribution across all sectors – from the process industry to renewable energies. This open system platform is not just ideal for today's requirements. It has also been designed for the future. RiLineX is the optimum basis for efficient and sustainable power distribution and supports the integration of new technologies on its innovative busbar system.






## **The future standard in power distribution: RiLineX – The Power Platform**

The world of panel building and switchgear manufacturing is facing numerous challenges, including the skills shortage, growing time and cost pressures and the increasing complexity of projects. At the same time, advancing digitalisation is stepping up the pressure on companies to make their processes more efficient. What's needed are ways to speed things up in plant engineering – when it comes to power distribution technology, for instance. The solution is RiLineX, a new, open platform system for 60 mm busbars up to 800 A (500 kW) that is suitable for AC applications up to 1000 V and DC applications up to 1500 V.

- 
- ✗ Fast, efficient planning and installation thanks to simple system design based on an innovative click system
  - ✗ Fewer variants thanks to the modular design of the system
  - ✗ Full availability of digital product data in the Eplan Data Portal
  - ✗ Time saving of up to 30% on engineering thanks to simplified system planning
  - ✗ Up to 75% less assembly work, as no manual wiring is needed
  - ✗ Continuous contact hazard protection to IP 2XB, upgradable to IP 4X at the front
  - ✗ Long service life thanks to tested short-circuit resistance up to 65 kA
  - ✗ Suitable for applications in the range extending to 1000 V AC and 1500 V DC
  - ✗ Can be used anywhere in the world thanks to IEC 61439 and UL 508 approvals
  - ✗ Professional service throughout the entire life cycle



**RiLineX offers endless possibilities for designing your system**



# X-TRA special design

RiLineX complete board – ready for immediate use

Standardised flat copper busbars



Integral cable routing



End-to-end contact hazard protection  
to IP 2XB, upgradable to IP 4X

Straightforward  
tool-free assembly




## RiLineX modular system – for free spirits

The innovative click system of RiLineX enables totally tool-free installation. Components and adaptors can be snapped directly onto the busbar by hand. What's more, the basic system offers end-to-end contact hazard protection up to IP 2XB. The system can also be upgraded to IP 4X using an extended protective cover. This eliminates the tedious and time-consuming process of cutting contact hazard protection covers to size and the associated trimming waste from plastic parts.

### Safer than ever before

Continuous contact hazard protection means work can be carried out when the system is live. Not only that, but tested short-circuit resistance up to 65 kA ensures the system is safe in all operating states. Even though the system configuration is very flexible, planning and assembly errors are ruled out, which means all key system parameters can now be guaranteed for the first time.



### For global use

Thanks to IEC 61439 and UL 508 approvals, RiLineX can be used worldwide. Collaboration with our technology partners, who can develop components for the 60 mm busbar system platform, creates comprehensive product solutions for current and future power distribution applications.

### Sustainable use of copper


The complete board is available in both an 800 A variant and a 500 A version, meaning you can use less copper and, at the same time, improve the sustainability of your system design.

Components can be installed anywhere on the board, which can also be bayed across several enclosures (panels). The top mounting option increases the usable installation space on the board by 15%. Even retrospective baying is possible with minimal effort.

1. Remove the boards' end caps
2. Insert the insulating plate
3. Attach the busbar connector and screw it into place
4. Snap on the cover, and you already have a secure bayed connection with contact hazard protection

The system can be installed horizontally, vertically or overhead.

## Insulating plate



- The insulating plate is easy to insert from the top/bottom

## Baying connector



- Insert the baying connector (15x5 mm or 30x10 mm) from the top and tighten the screws

## Cover



- Attach the front cover from the front



## Quick and easy configuration thanks to:


- The RiPower configurator for generating assembly drawings and parts lists
- The availability of Eplan macros for the RiLineX product portfolio

As a result, system properties are guaranteed right from the planning phase. This reduces the total engineering outlay by up to 30% and therefore speeds up project completion times.

Thanks to the innovative click system and the tool-free fitting of components, installation savings of up to 75% are possible. What's more, the complete board is available in all standard enclosure dimensions (panel sizes) from 600 to 1200 mm, as a busbar solution for immediate use (including flat copper busbars).



**30% time saving on engineering**



# X-TRA easy to install


The board is also available as a modular system up to 2305 mm long. For this purpose, the 200 mm basic module can simply be extended in 200, 100 and 54 mm increments by adding various extension modules. You then just need to insert the flat copper or aluminium busbars and attach the end modules at both ends. Once you have attached and locked the cover, that's it. Bayed connections can be used to extend the system if necessary.

Automated adjustment of the busbar height (15/20/30 mm) and manual adjustment of the thickness (5/10 mm) ensure easy installation of globally available standard flat busbars ranging from 15x5 mm to 30x10 mm. With RiLineX, there is no need for bespoke and therefore expensive special copper busbars.

The level of complexity is reduced further still thanks to tool-free assembly of the modular system. Since tools are always needed for dismantling, however, form separation is also possible with RiLineX (Form 2b).



## Modular board




End module set




54 mm extension module



Short bayed connection



200 mm basic module




100 mm extension module



Long bayed connection

The symmetrical, standardised drilling pattern makes the process of designing systems uncomplicated, even when baying VX25 enclosures (panels). No thread tapping is required thanks to the self-tapping fastening screws that are included in the scope of supply.

The board's integrated cable entry feature at the rear offers additional possibilities for structured cable routing.




### All the benefits of RiLineX at a glance

- Ready-to-use and modular boards available
- All-round contact hazard protection to IP 2XB as standard, upgradable to IP 4X
- Uniform system attachment for VX25
- Uniform short-circuit resistance of up to 65 kA
- Standardised flat copper busbar dimensions of 15/20/30 x 5/10 mm
- Components can be installed over busbar supports
- Aluminium busbars can be used
- Modules for extension in 200/100/54 mm increments
- Simple baying, with no changes to system attachment
- Uniform drilling pattern, even in the case of baying
- Fewer item numbers – 3x modular board and 1x complete board
- Standardised busbar system with universal UL 508 and IEC 61439 approvals
- Vertical power infeed is possible (800 A)
- Backwards compatible – components fit on RiLine60 systems






## Endless possibilities with RiLineX components




Side connection  
adaptor



CB component  
adaptor




Connection  
adaptor



## Adaptor and fuse technology for your customised system

RiLineX components offer endless possibilities for creating power distribution systems up to 1000 V AC and 1500 V DC. From connection adaptors and CB component adaptors to component adaptors and NH technology, all adaptors (up to 250 A) can be snapped directly onto the busbar without needing to use tools. Never have installation and component assembly been this simple.




**Component  
adaptor**



**NH technology**



**Fuse holder**



### **Also suitable for use with the previous generation**

All RiLineX components ensure backwards compatibility. In other words, they can also be used with traditional 60 mm busbar systems in IEC applications. This enables a smooth switchover from the old generation to the new one and means existing systems can be extended.



## RiLineX connection adaptor





- Designed for up to 1000 V AC / 1500 V DC
- Tool-free installation up to 16 mm<sup>2</sup> (25 mm<sup>2</sup>)
- Copper and aluminium conductors with selected connection adaptors
- Connection of fine-wire conductors without a wire end ferrule
- System can be supplied with power at the rear or vertically
- Cable entry from the front, including through-wiring in the case of an 800 A connection adaptor
- Space-saving double connection of round conductors up to 2 x 300 mm<sup>2</sup>
- Comes with voltage testing holes
- Combination screw for fastening and connecting reduces the number of screw connections
- Simple contact hazard protection to IP 2XB, enabling cable entry for round and flat conductors
- Reduced power loss
- Excellent short-circuit resistance
- Form 2b design

### Key features:

- Standard round and flat conductors (copper + aluminium) for easy connection
- Variants graduated from 63 to 1600 A
- High rated voltage – 800 V ready
- Simple assembly and perfect contact hazard protection
- Single-pole and 3-pole variants







## RiLineX component adaptor



- With pre-fitted support rail
- Adaptor width 45/55/72 mm with cable outlet at the top
- Pre-assembled connection cables, AWG 14 - AWG 2 (16 - 100 A)
- Cable lengths of 160 mm suitable for components with tension spring connection
- Height-adjustable support rails
- Optional anti-slip guard for top-mounted components, ideal for vertical arrangement
- Semi-automated adjustment of busbar thickness (5/10 mm)
- Simple clip locking for support rails
- Easy component installation, e.g. starter combinations from the front
- Optional busbar anti-slip guard
- Coordinated accessories reduce the number of different items required

### Key features:

- Motor starter mounted directly on the board
- Snap-on mounting with semi-automated busbar adjustment (5/10 mm)
- Pre-installed connection cables from 16 to 100 A
- Multifunctional accessories, e.g. support rails and insert strips
- Single-pole and 3-pole variants



## RiLineX CB component adaptor






- Rated voltage up to 690 V AC (IEC) / 600 V AC (UL)
- Configuration with pre-installed flexible laminated bars
- Configuration with terminal for flexible cable connection
- Snap-on mounting up to 250 A with semi-automated adjustment of busbar height
- Cable outlet can be at the top or bottom
- Universal configuration for use with all widely available moulded-case circuit-breakers worldwide
- Patented Easy-Fix technology for quick and easy installation of ABB, Eaton, Mitsubishi, Schneider and Siemens circuit-breakers

### Easy-Fix technology:

Thanks to the Easy-Fix technology of the relevant CB component adaptors, it is quick and easy to adjust the attachment points of all well-known manufacturers' moulded-case circuit-breakers to combine these with RiLineX.





## RiLineX NH technology



- Rated voltage up to 800 V AC
- 3-pole NH000, NH00, NH1, NH2, NH3 (100 A - 630 A)
- Snap-on mounting up to NH1 (250 A)
- Semi-automated adjustment of busbar thickness (5/10 mm) up to 250 A
- Free choice of whether the cable outlet is at the top or bottom (up to NH000)
- Electronic fuse monitoring, with AC/DC phase monitoring and integral visual safety monitoring
- Can be locked and prepared for a lead seal
- Park position for changing the fuse
- Connection for copper and aluminium conductors
- Contact hazard protection to IP 3X

### Key features:

- Sizes: NH000, NH00, NH1, NH2, NH3
- Rated voltage: 800 V AC
- Snap-on mounting up to 250 A
- Cable outlet can be switched from top to bottom and vice versa
- Can be locked and prepared for a lead seal
- Copper and aluminium connection options





## RiLineX fuse holder, D-Switch (switchable fuse element)





- Compact fuse holder ready for immediate use
- Variants for fuse systems D01 (with gauge rings) and D02
- Reliable contacting of fuse inserts (without screw caps)
- Snap-on mounting with semi-automated busbar adjustment (5/10 mm)
- Maintenance-free tension spring connection up to 16 mm<sup>2</sup> with voltage testing holes
- All variants also benefit from fuse monitoring at the side (+9 mm)
- In the case of D-Switch, this includes switch position monitoring
- Switchable D02-E18 fuse holder (D-Switch), can also be used for 10x38 mm cylindrical fuses
- Can be locked in both switch positions

### Key features:

- LED-based visual fuse monitoring
- Electronic fuse monitoring with relay
- 10x38 / CC fuse switch





### RiLineX fuse holder for 10x38 cylindrical fuses, class CC fuse holder




- Compact design, just 18 mm wide
- Operator-independent contacting of fuse inserts, UL version coded for class CC fuses
- Tension spring connection up to 6 mm<sup>2</sup> with voltage testing holes
- Snap-on technology with semi-automated adjustment of busbar thickness (5/10 mm)
- Configuration available with electronic fuse monitoring at the side (27 mm wide)
- Adjustable pre-selection of fuse removal
- 10x38 mm (32 A)  
3-pole up to 440 V AC
- UL CC fuse holder (30 A)  
3-pole up to 400 V AC

#### Key features:

- Operator-independent contacting of fuse inserts
- Tension spring connection up to 6 mm<sup>2</sup>, including voltage testing holes
- Snap-on technology with semi-automated adjustment of busbar thickness (5/10 mm)
- Visual fuse monitoring
- Electronic fuse monitoring variant with freely selectable phase monitoring
- Adjustable pre-selection of fuse removal

# X-TRA application options

---





# The modular outgoing section

## To combine switching and control functions

Many different components can be combined in the outgoing section – power distributors with control units, for instance. Separate compartments that are shielded from each other are created within the section for this purpose. Combining Ri4Power low-voltage switchgear with RiLineX opens up completely new possibilities.

- Each compartment is configured with Ri4Power system components to suit your requirements and then populated separately – with switchgear, power supply outgoing feeders or control units, for example
- The busbar distribution system can be positioned adjacent to or behind the compartments, enabling easy and safe connection to the main busbar systems using system components
- The fully modular busbar system can be used across all sections and compartments. Uncompromising consistency makes for exceptionally straightforward planning and installation, and the system also offers extensive scope for customisation
- Form separation up to 4b is possible
- Safety from the base to the roof thanks to a fully tested system
- RiLineX busbar systems are easy to integrate into your engineering using the Rittal **RiPower** configurator


# X-TRA added value created together

## Become a partner!

Businesses deliver genuine customer benefits when they don't just supply standalone products and proprietary solutions, but actually offer solutions that span multiple processes and meet the needs of entire value chains. The RiLineX platform is perfectly complemented by our partner network.

One example of the added value for the market is that this open platform provides customised design options, is not tied to a particular manufacturer and offers a totally free choice. Well-known manufacturers look to the industry standard. Companies belonging to our global partner network benefit from wider coverage, lasting business relationships and increased innovative strength.

Another example of this added value is the planning certainty associated with medium to long-term partner relationships and the resulting compatibility of products.



## The four pillars of our partnership



Rittal Partner Network

### **A network with success**

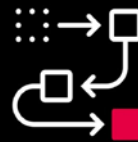
Benefit from a high-performance network and gain access to a wide range of Rittal products that complement your portfolio perfectly.



Complete projects fast

### **A partnership with influence**

Together, we benefit from the expertise and solutions know-how of every single partner in the network as we forge ahead with the development of standardised, innovative solutions.



Get ready for the all-electric industry

### **A connection with vision**

Together with you and other technology partners, we are creating robust and sustainable foundations for our shared success. We are moving side by side towards an all-electric industry.



RiLineX – The Power Platform

### **Communication with added value**

Benefit from the support of the global Rittal Partner Network when planning and implementing joint projects, for instance for RiLineX – The Power Platform.






## Eplan Platform 2026

### Professional design in electrical engineering

With Eplan, you can plan your electrical designs in one engineering system consistently, comprehensively and quickly.



Thanks to standardisation, new options in part data management and access to component data via QR code directly in the schematics, the new Eplan version stands for more quality and data depth in circuit diagram creation.

- Supplementary Eplan Cloud Services can now be accessed directly via the Eplan menu and facilitate data management and collaboration across departmental and company boundaries.
- The Eplan Engineering Standard offers installation guidelines, application and industry examples as a basis for your individual standardisation.
- Use the latest update eLearnings for a quick introduction to the new Eplan solutions.




Find out more about  
Eplan Platform:

[www.eplan-software.com/solutions/advantages-of-the-eplan-platform](http://www.eplan-software.com/solutions/advantages-of-the-eplan-platform)

## Eplan Data Portal

### Over 500 manufacturers and more than 4 million part records

The Eplan Data Portal gives you direct online access to high-quality product catalogues from numerous component manufacturers.



By dragging and dropping the available components into the Eplan documentation, you can reduce project planning work and upgrade the quality of machine and system documentation.


- Quickly and easily locate standardised, intelligent, globally valid device data.
- Minimise the effort required for item data maintenance.
- Choose technical products faster and more easily, thanks to direct access to numerous configurators offered by leading component manufacturers.
- Boost your engineering quality thanks to greater data depth in your automation documentation.



Find out more about  
Eplan Data Portal:

[www.eplan-software.com/eplan-data-portal](http://www.eplan-software.com/eplan-data-portal)

# RiPanel



## Your cutting-edge tool for individual enclosure system configuration

Key functions at a glance:

- User-friendly interface
- Plausibility-checked selection of accessories
- Customised cut-outs and import of CAD data
- Automatic generation of technical data

Your benefits:


- Save time with configuration and ordering
- Avoid errors with the selection of accessories
- Parts list for improved planning
- Faster processes



Find out more about  
RiPanel:

[www.rittal.com/RiPanel](http://www.rittal.com/RiPanel)

# RiPower Configurator



Welcome the dawn of a new era, thanks to our new RiPower configurator – the cloud-based project planning tool that is setting completely new standards in the planning of low-voltage switchgear. The tool guides the user through the entire planning process quickly and efficiently, in simple, logical steps.

- System documentation including assembly instructions
- Thanks to direct access to the online shop, you can order your custom configuration directly
- Supports subsequent processing with the market's leading tools (Eplan P8, AutoCAD, etc.)
- Automatic integration of configuration results via pre-prepared interfaces such as GAEB (XML) for preparing quotes for end customers.



Find out more about  
RiPower:

[www.rittal.com/RiPower-configurator](http://www.rittal.com/RiPower-configurator)

## RiLineX ordering table – complete board

Model No.	Item name		Quantity	Pack type
<b>Product group: Complete board</b>				
9360064	RiLineX board 505 mm, max. 550 A, 52,5 kA (t=400 ms), 3-pole, for enclosure width W = 600 mm	Incl. Cu-ETP 30 x 5 mm - 150 mm <sup>2</sup>	1	Pc/pck
9360068	RiLineX board 505 mm, max. 800 A, 65 kA (t=500 ms), 3-pole, for enclosure width W = 600 mm	Incl. Cu-ETP 30 x 10 mm - 300 mm <sup>2</sup>	1	Pc/pck
9360084	RiLineX board 705 mm, max. 550 A, 52,5 kA (t=400 ms), 3-pole, for enclosure width W = 800 mm	Incl. Cu-ETP 30 x 5 mm - 150 mm <sup>2</sup>	1	Pc/pck
9360088	RiLineX board 705 mm, max. 800 A, 65 kA (t=500 ms), 3-pole, for enclosure width W = 800 mm	Incl. Cu-ETP 30 x 10 mm - 300 mm <sup>2</sup>	1	Pc/pck
9360004	RiLineX board 905 mm, max. 550 A, 52,5 kA (t=400 ms), 3-pole, for enclosure width W = 1000 mm	Incl. Cu-ETP 30 x 5 mm - 150 mm <sup>2</sup>	1	Pc/pck
9360008	RiLineX board 905 mm, max. 800 A, 65 kA (t=500 ms), 3-pole, for enclosure width W = 1000 mm	Incl. Cu-ETP 30 x 10 mm - 300 mm <sup>2</sup>	1	Pc/pck
9360024	RiLineX board 1105 mm, max. 550 A, 52,5 kA (t=400 ms), 3-pole, for enclosure width W = 1200 mm	Incl. Cu-ETP 30 x 5 mm - 150 mm <sup>2</sup>	1	Pc/pck
9360028	RiLineX board 1105 mm, max. 800 A, 65 kA t=500 ms), 3-pole, for enclosure width W = 1200 mm	Incl. Cu-ETP 30 x 10 mm - 300 mm <sup>2</sup>	1	Pc/pck
<b>Product group: Complete board – accessories</b>				
9360000	RiLineX baying set for long complete board, max. 800 A, 3-pole (enclosure/enclosure baying)	Set, max. 52,5 kA, includes 3x baying connectors, 15x5 mm to 30x10 mm (9365013)	1	Pc/pck



## RiLineX ordering table – modular board

Model No.	Item name		Quantity	Pack type
<b>Product group: Modular board</b>				
9360110	RX basic module, W = 100 mm, 27.5 kA - 65 kA, for 15/20/30 x 5/10 mm <sup>2</sup> , 3-pole	Incl. holder/base tray/cover	6	Pc/pck
9360120	RX basic module, W = 200 mm, 27.5 kA - 65 kA, for 15/20/30 x 5/10 mm <sup>2</sup> , 3-pole	Incl. holder/base tray/cover	6	Pc/pck
9360150	RX basic module, W = 54 mm, 27.5 kA - 65 kA, for 15/20/30 x 5/10 mm <sup>2</sup> , 3-pole	Incl. holder/base tray/cover	6	Pc/pck
9360101	RX end module set for basic module, 3-pole	Complete assembly set for left-hand and right-hand board end respectively	2	Pack
9360103	RX baying set for short basic module, 3-pole	No baying connectors (additionally required: 2x 9365003)	2	Pack
9360104	RX baying set for long basic module, 3-pole (enclosure/enclosure baying)	No baying connectors (additionally required: 2x 9365013)	2	Pack
<b>Product group: Modular board – accessories</b>				
9365003	RX baying connector, L = 45 mm for 12/15/20/30 x 5/10 mm <sup>2</sup> , 3-pole	For Al/Cu busbars up to max. 800 A	3	Pc/pck
9365013	RX baying connector, L = 130 mm for 12/15/20/30 x 5/10 mm <sup>2</sup> , 3-pole	For Al/Cu busbars up to max. 800 A	3	Pc/pck
9365020	RX cover strips, IP 4X	Optional slot cover to increase IP protection	10	Pc/pck
9365000	RX fastening screws	Optional pack, fastening screws supplied with items in accessory bag	50	Pc/pck
9365001	RX plastic screws for contact hazard protection cover	Optional, to screw on the contact hazard protection cover	50	Pc/pck

## RiLineX ordering table – components

Model No.	Item name		Quantity	Pack type
<b>Product group: Connection adaptors</b>				
9360200	RX connection adaptor max. 25 mm <sup>2</sup> , 3-pole	AWG 16 - AWG 6, 1.5 - 25 mm <sup>2</sup> , I <sub>max</sub> = 63 A	4	Pc/pck
9360210	RX connection adaptor max. 70 mm <sup>2</sup> , 3-pole	AWG 10 - AWG 2/0, 2.5 - 70 mm <sup>2</sup> , I <sub>max</sub> = 125 A	4	Pc/pck
9360220	RX connection adaptor max. 150 mm <sup>2</sup> , 3-pole	AWG 6 - kcmil 300, 10 - 150 mm <sup>2</sup> , I <sub>max</sub> = 250 A	1	Pc/pck
9360230	RX connection adaptor max. 240 mm <sup>2</sup> , 3-pole	AWG 3/0 - kcmil 450, 95 - 240 mm <sup>2</sup> , flexible laminated Cu bar, max. 2x24x10 mm, I <sub>max</sub> = 400 A	1	Pc/pck
9360240	RX connection adaptor max. 300 mm <sup>2</sup> , 3-pole	AWG 3/0 - kcmil 550, 95 - 300 mm <sup>2</sup> , flexible laminated Cu bar, max. 2x32x10 mm, I <sub>max</sub> = 800 A	1	Pc/pck
9360241	RX connection adaptor for vertical power infeed up to max. 300 mm <sup>2</sup> , 3-pole	kcmil250 - kcmil 550, 150 - 300 mm <sup>2</sup> , flexible laminated Cu bar, max. 32x10 mm, I <sub>max</sub> = 800 A	1	Pc/pck
9361300	RX connection adaptor, 1000 mm <sup>2</sup> , for L1/L2/L3/N, flexible laminated Cu bar, single-pole	Solid flat copper: 50x10 mm <sup>2</sup> , flexible laminated Cu bar, max. 2x50x10 mm <sup>2</sup> , I <sub>max</sub> 1600 A	1	Pc/pck
9361315	RX connection adaptor, max. 2x300 mm <sup>2</sup> , for L1/L2/L3/N, for connection of round conductors, single-pole	Round conductors: 2x AWG 3/0 - kcmil 550, 95 - 300 mm <sup>2</sup> (or 2x ring terminal up to 300 mm <sup>2</sup> ), I <sub>max</sub> 1000 A	1	Pc/pck
<b>Product group: CB component adaptors</b>				
9360500	RX CB component adaptor, 160 A, Easy-Fix, W = 81 mm, 3-pole	System connection switchable between top and bottom, for front-connecting circuit-breakers	1	Pc/pck
9360600	RX CB component adaptor, 160 A, Universal, W = 81 mm, 3-pole	System connection switchable between top and bottom, for front-connecting circuit-breakers	1	Pc/pck
9360512	RX CB component adaptor, 250 A, Easy-Fix, W = 105 mm, 3-pole	System connection switchable between top and bottom, for front-connecting circuit-breakers	1	Pc/pck
9360612	RX CB component adaptor, 250 A, Universal, W = 105 mm, 3-pole	System connection switchable between top and bottom, for front-connecting circuit-breakers	1	Pc/pck
9360525	RX CB component adaptor, 400 A, Easy-Fix, W = 140 mm, 3-pole	System connection switchable between top and bottom, for front-connecting circuit-breakers	1	Pc/pck
9360625	RX CB component adaptor, 400 A, Universal, W = 140 mm, 3-pole	System connection switchable between top and bottom, for front-connecting circuit-breakers	1	Pc/pck
9360535	RX CB component adaptor, 630 A, Easy-Fix, W = 140 mm, 3-pole	System connection switchable between top and bottom, for front-connecting circuit-breakers	1	Pc/pck
9360635	RX CB component adaptor, 630 A, Universal, W = 140 mm, 3-pole	System connection switchable between top and bottom, for front-connecting circuit-breakers	1	Pc/pck

## RiLineX ordering table – components

Model No.	Item name		Quantity	Pack type
<b>Product group: Component adaptors</b>				
9360705	RX component support, without contact system, W = 45 mm	On left-hand/right-hand side to create a wider installation space	4	Pc/pck
9360710	RX component adaptor, W = 45 mm, 16 A, (AWG 14/2.5 mm <sup>2</sup> ), 3-pole	1x support rail, WxH 35x10 mm, conductor length 160 mm	4	Pc/pck
9360720	RX component adaptor, W = 45 mm, 25 A, (AWG 12/4 mm <sup>2</sup> ), 3-pole	1x support rail, WxH 35x10 mm, conductor length 160 mm	4	Pc/pck
9360730	RX component adaptor, W = 45 mm, 32 A, (AWG 10/6 mm <sup>2</sup> ), 3-pole	1x support rail, WxH 35x10 mm, conductor length 160 mm	4	Pc/pck
9360707	RX component support, without contact system, W = 54 mm	On left-hand/right-hand side to create a wider installation space	4	Pc/pck
9360740	RX component adaptor, W = 54 mm, 45 A, (AWG 8/10 mm <sup>2</sup> ), 3-pole	1x support rail, WxH 35x10 mm, conductor length 160 mm	4	Pc/pck
9360760	RX component adaptor, W = 54 mm, 65 A, (AWG 6/16 mm <sup>2</sup> ), 3-pole	1x support rail, WxH 35x10 mm, conductor length 160 mm	4	Pc/pck
9360780	RX component adaptor, W = 54 mm, 80 A, (AWG 4/25 mm <sup>2</sup> ), 3-pole	1x support rail, WxH 35x10 mm, conductor length 160 mm	4	Pc/pck
9360790	RX component adaptor, W = 72 mm, 100 A, (AWG 2/35 mm <sup>2</sup> ), 3-pole	Conductor length 200 mm, 1x adaptor plate for Siemens Sirius S3 / ABB MS 49X circuit-breaker	1	Pc/pck
9360798	RX component adaptor, W = 72 mm, 80 A, (AWG 4/25 mm <sup>2</sup> ), 3-pole	Conductor length 200 mm, 1x adaptor plate for Siemens Sirius S3 / ABB MS 49X circuit-breaker	1	Pc/pck
<b>Product group: Component adaptors – accessories</b>				
9365724	RX support rails for component adaptor, W = 45 mm, with locking clip	If additional support rails are needed on the component adaptor	8	Pc/pck
9365725	RX support rails for component adaptor, W = 54 mm, with locking clip	If additional support rails are needed on the component adaptor	8	Pc/pck
9365741	RX support rail for component adaptor, height-adjustable, W = 45 mm	Height of support rail can be adjusted between 12 mm and 20 mm	8	Pc/pck
9365744	RX support rail for component adaptor, height-adjustable, W = 54 mm	Height of support rail can be adjusted between 12 mm and 20 mm	8	Pc/pck
9365742	RX support rail for component adaptor, W = 45 mm	No anti-slip guard at the side	8	Pc/pck
9365745	RX support rail for component adaptor, W = 54 mm	No anti-slip guard at the side	8	Pc/pck
9365734	RX anti-slip guard for support rail, W = 45 mm	Recommended for vertically configured basic systems/boards	8	Pc/pck
9365735	RX anti-slip guard for support rail, W = 54 mm	Recommended for vertically configured basic systems/boards	8	Pc/pck
9365750	RX 60 mm expansion block for component adaptor, W = 45 mm	Optional, to make the component adaptor 60 mm longer	8	Pc/pck
9365751	RX 60 mm expansion block for component adaptor, W = 54 mm	Optional, to make the component adaptor 60 mm longer	8	Pc/pck
9365747	RX locking screw for support rail	Optional, to secure the support rail on the component adaptor	50	Pc/pck
9365748	RX locking pin for support rail	Optional, to secure the support rail on the component adaptor	50	Pc/pck
9365749	RX locking wedge, W = 54 mm	Optional, to secure motor-starter combinations	8	Pc/pck
9365700	RX connection pin for CB component adaptors	Optional, for single-pole/3-pole CB component adaptors	50	Pc/pck



## RiLineX ordering table – components

Model No.	Item name		Quantity	Pack type
<b>Product group: Bus-mounting fuse bases</b>				
9360802	RX bus-mounting fuse base D02-E18, 63 A, W = 27 mm, LED fuse monitoring	Push-in up to 16 (25) mm <sup>2</sup> , outlet at bottom, for D01/D02 fuses	4	Pc/pck
9360805	RX bus-mounting fuse base D02-E18, 63 A, W = 36 mm, electronic fuse monitoring	Push-in up to 16 (25) mm <sup>2</sup> , outlet at bottom, for D01/D02 fuses	4	Pc/pck
9364022	RX bus-mounting fuse base 10x38 mm, 32 A, W = 18 mm, LED fuse monitoring	Push-in up to 6 mm <sup>2</sup> , outlet at bottom, for 10x38 mm cylindrical fuses	4	Pc/pck
9364024	RX bus-mounting fuse base 10x38 mm, 32 A, W = 27 mm, electronic fuse monitoring	Push-in up to 6 mm <sup>2</sup> , outlet at bottom, for 10x38 mm cylindrical fuses	4	Pc/pck

<b>Product group: NH fuse-switch disconnectors – RiLine</b>				
9360825	RX D-Switch, on-load isolator D02/10x38 mm, 63 A, W = 27 mm, LED fuse monitoring	Push-in up to 16 (25) mm <sup>2</sup> , outlet at bottom, single-pole/3-pole, can be switched	4	Pc/pck
9360824	RX D-Switch, on-load isolator D02/10x38 mm, 63 A, W = 36 mm, electronic fuse monitoring	Push-in up to 16 (25) mm <sup>2</sup> , outlet at bottom, single-pole/3-pole, can be switched (includes monitoring of switch position)	4	Pc/pck
9362421	RX NH fuse-switch disconnecter, size 000, 100 A, outlet at bottom, 3-pole	Box terminal, 1.5 - 50 mm <sup>2</sup>	1	Pc/pck
9362422	RX NH fuse-switch disconnecter, size 000, 100 A, outlet at top, 3-pole	Box terminal, 1.5 - 50 mm <sup>2</sup>	1	Pc/pck
9362423	RX NH fuse-switch disconnecter, size 000, 100 A, outlet at bottom, electronic fuse monitoring, 3-pole	Box terminal, 1.5 - 50 mm <sup>2</sup>	1	Pc/pck
9362424	RX NH fuse-switch disconnecter, size 000, 100 A, outlet at top, electronic fuse monitoring, 3-pole	Box terminal, 1.5 - 50 mm <sup>2</sup>	1	Pc/pck
9362030	RX NH fuse-switch disconnecter, size 00, 160 A, outlet at bottom/top, 3-pole	Box terminal, 1.5 - 95 mm <sup>2</sup>	1	Pc/pck
9362035	RX NH fuse-switch disconnecter, size 00, 160 A, outlet at bottom/top, electronic fuse monitoring, 3-pole	Box terminal, 1.5 - 95 mm <sup>2</sup>	1	Pc/pck
9362000	RX NH fuse-switch disconnecter, size 00, 160 A, outlet at bottom/top, 3-pole	Screw terminal M8	1	Pc/pck
9362005	RX NH fuse-switch disconnecter, size 00, 160 A, outlet at bottom/top, electronic fuse monitoring, 3-pole	Screw terminal M8	1	Pc/pck
9362110	RX NH fuse-switch disconnecter, size 1, 250 A, outlet at bottom/top, 3-pole	Screw terminal M10	1	Pc/pck
9362140	RX NH fuse-switch disconnecter, size 1, 250 A, outlet at bottom/top, 3-pole	Box terminal, 50 - 150 mm <sup>2</sup>	1	Pc/pck
9362115	RX NH fuse-switch disconnecter, size 1, 250 A, outlet at bottom/top, electronic fuse monitoring, 3-pole	Screw terminal M10	1	Pc/pck
9362210	RX NH fuse-switch disconnecter, size 2, 400 A, outlet at bottom/top, 3-pole	Screw terminal M10	1	Pc/pck
9362250	RX NH fuse-switch disconnecter, size 2, 400 A, outlet at bottom/top, 3-pole	Box terminal, 120 - 300 mm <sup>2</sup>	1	Pc/pck
9362215	RX NH fuse-switch disconnecter, size 2, 400 A, outlet at bottom/top, electronic fuse monitoring, 3-pole	Screw terminal M10	1	Pc/pck
9362310	RX NH fuse-switch disconnecter, size 3, 630 A, outlet at bottom/top, 3-pole	Screw terminal M10	1	Pc/pck
9362350	RX NH fuse-switch disconnecter, size 3, 630 A, outlet at bottom/top, 3-pole	Box terminal, 120 - 300 mm <sup>2</sup>	1	Pc/pck
9362315	RX NH fuse-switch disconnecter, size 3, 630 A, outlet at bottom/top, electronic fuse monitoring, 3-pole	Screw terminal M10	1	Pc/pck

## RiLineX ordering table – components

Model No.	Item name		Quantity	Pack type
<b>Product group: NH fuse-switch disconnectors – mounting plate</b>				
9363420	RX NH fuse-switch disconnecter, size 000, 100 A, 3-pole	Mounting plate attachment, box terminal, 1.5 - 50 mm <sup>2</sup>	1	Pc/pck
9363425	RX NH fuse-switch disconnecter, size 000, 100 A, electronic fuse monitoring, 3-pole	Mounting plate attachment, box terminal, 1.5 - 50 mm <sup>2</sup>	1	Pc/pck
9363030	RX NH fuse-switch disconnecter, size 00, 160 A, 3-pole	Mounting plate attachment, box terminal, 1.5 - 95 mm <sup>2</sup>	1	Pc/pck
9363035	RX NH fuse-switch disconnecter, size 00, 160 A, electronic fuse monitoring, 3-pole	Mounting plate attachment, box terminal, 1.5 - 95 mm <sup>2</sup>	1	Pc/pck
9363000	RX NH fuse-switch disconnecter, size 00, 160 A, 3-pole	Mounting plate attachment, screw terminal M8	1	Pc/pck
9363005	RX NH fuse-switch disconnecter, size 00, 160 A, electronic fuse monitoring, 3-pole	Mounting plate attachment, screw terminal M8	1	Pc/pck
9363110	RX NH fuse-switch disconnecter, size 1, 250 A, 3-pole	Mounting plate attachment, screw terminal M10	1	Pc/pck
9363115	RX NH fuse-switch disconnecter, size 1, 250 A, electronic fuse monitoring, 3-pole	Mounting plate attachment, screw terminal M10	1	Pc/pck
9363210	RX NH fuse-switch disconnecter, size 2, 400 A, 3-pole	Mounting plate attachment, screw terminal M10	1	Pc/pck
9363215	RX NH fuse-switch disconnecter, size 2, 400 A, electronic fuse monitoring, 3-pole	Mounting plate attachment, screw terminal M10	1	Pc/pck
9363310	RX NH fuse-switch disconnecter, size 3, 630 A, 3-pole	Mounting plate attachment, screw terminal M10	1	Pc/pck
9363315	RX NH fuse-switch disconnecter, size 3, 630 A, electronic fuse monitoring, 3-pole	Mounting plate attachment, screw terminal M10	1	Pc/pck
<b>Product group: NH fuse-switch disconnectors – accessories</b>				
9365500	RX micro-switch for NH000	To indicate the switch position	2	Pc/pck
9365501	RX anti-slip guard clip for NH000 on RiLine60	Only needed if using on RiLine60 busbar system	2	Pc/pck
9365505	RX micro-switch for NH00, NH1, NH2, NH3	To indicate the switch position	2	Pc/pck
9365510	RX contact hazard protection for mounting RX NH00 on RiLine60	Only needed if using on RiLine60 busbar system	1	Pc/pck
9365515	RX contact hazard protection for mounting RX NH1 on RiLine60	Only needed if using on RiLine60 busbar system	1	Pc/pck
9365520	RX connection space cover NH00 for mounting plate assembly	Additional connection space extension at top/bottom	2	Pc/pck
9365530	RX connection space cover NH00 for busbar assembly	Additional connection space extension at top/bottom	2	Pc/pck
9365531	RX connection space cover NH1 for mounting plate and busbar assembly	Additional connection space extension at top/bottom	2	Pc/pck
9365532	RX connection space cover NH2 for mounting plate and busbar assembly	Additional connection space extension at top/bottom	2	Pc/pck
9365533	RX connection space cover NH3 for mounting plate and busbar assembly	Additional connection space extension at top/bottom	2	Pc/pck
9365540	RX clamp-type terminal set for connecting round conductors to NH00, 4 - 70 mm <sup>2</sup>	For converting screw terminal to round conductor, 4 - 70 mm <sup>2</sup>	3	Pc/pck
9365541	RX clamp-type terminal set for connecting sector-shaped conductors to NH00, 4 - 95 mm <sup>2</sup>	For sector-shaped conductors, 4 - 95 mm <sup>2</sup>	3	Pc/pck
9365542	RX box terminal set NH1, 35 - 150 mm <sup>2</sup>	For screw terminal to box terminal conversion	3	Pc/pck
9365543	RX box terminal set NH2 and NH3, 35 - 240 mm <sup>2</sup>	For screw terminal to box terminal conversion	3	Pc/pck
<b>Product group: General RiLine accessories</b>				
9365025	Contact hazard protection profile for RiLine60 busbar system, L = 1200 mm	Required if using RiLineX top-mounted components on the RiLine60 busbar system	4	Pc/pck
9365027	Fastening clip for contact hazard protection profile	Required if using RiLineX top-mounted components on the RiLine60 busbar system	24	Pc/pck

# Rittal – The System.

Faster – better – everywhere.

- Enclosures
- Power Distribution
- Climate Control
- IT Infrastructure
- Software & Services

You can find the contact details  
of all Rittal companies throughout  
the world here.



[www.rittal.com/contact](http://www.rittal.com/contact)

You can find RiLineX  
online here.



[www.rittal.com/RiLineX](http://www.rittal.com/RiLineX)

XWWW00313EN2505

ENCLOSURES

POWER DISTRIBUTION

CLIMATE CONTROL

IT INFRASTRUCTURE

SOFTWARE & SERVICES



FRIEDHELM LOH GROUP