

Rittal – The System.

Faster – better – worldwide.

TS IT PRO ANTI
TIP STABILIZER
KIT 600W & 750W

9982291
9982292

Assembly and operating instructions

ENCLOSURES

POWER DISTRIBUTION

CLIMATE CONTROL

IT INFRASTRUCTURE

SOFTWARE & SERVICES

FRIEDHELM LOH GROUP



Safety




Intended use:
Accessory for ANTI TIP STABILIZER

Parts list

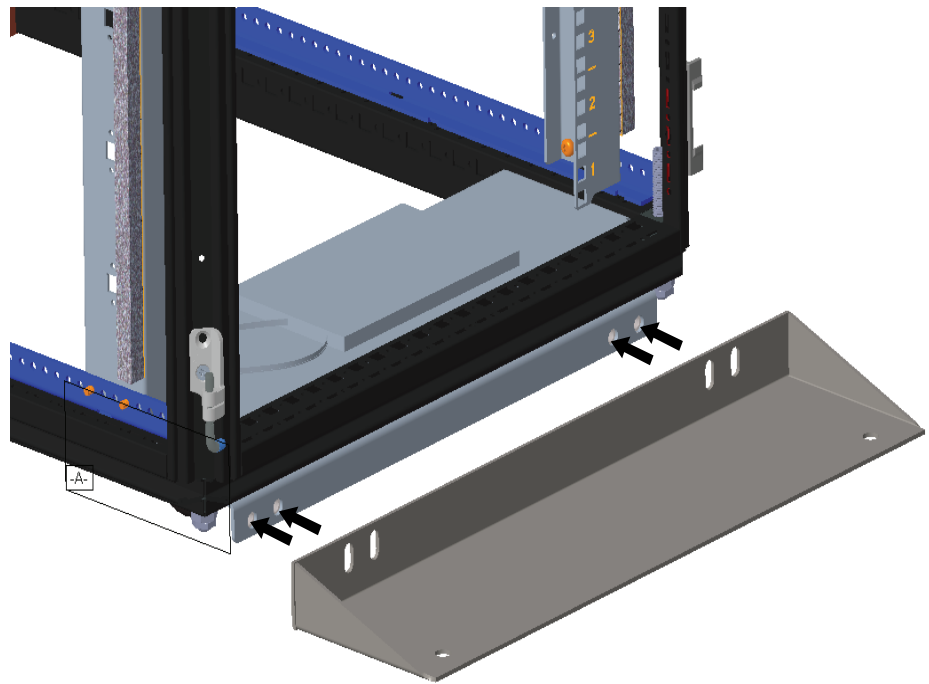
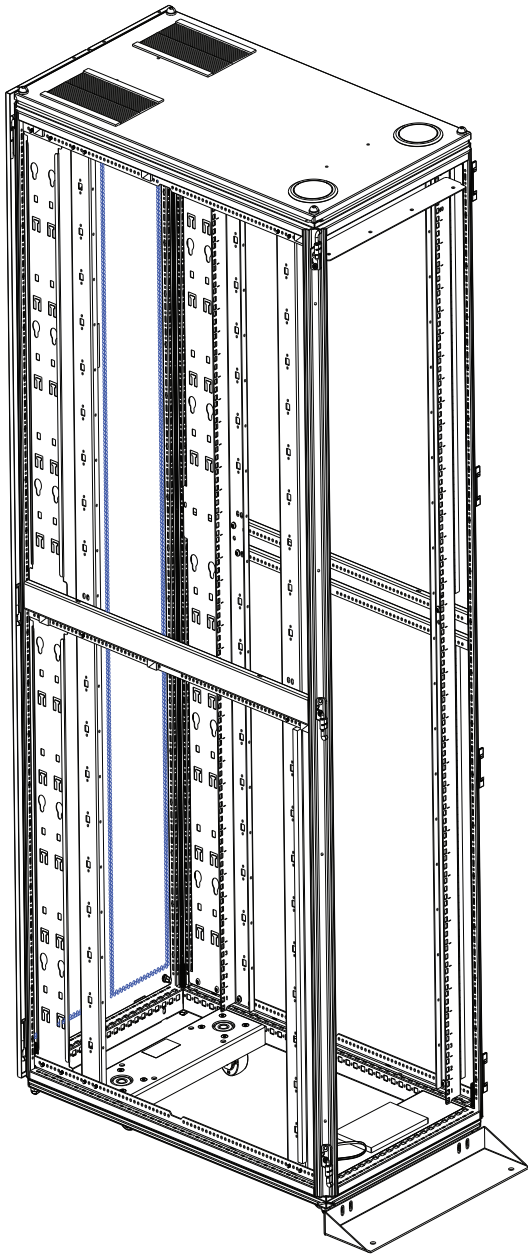
Note: General hardware list, Components vary based on kit.

Object Description	Quantity
ANTI TIP STABILIZER	1
M8 X 12 Hex bolt	4

Hardware (provided)	Tools Required	
		
M8 x 12 Hex bolt (4)	Ratchet Wrench, 1/4" Square Drive	1/4" Drive 14mm Socket

TS IT PRO ANTI TIP STABILIZER KIT 600W & 750W

1. ALIGN STABILIZER BRACKET WITH SCREW HOLES IN THE FRONT BOTTOM OF RACK.
2. USE SCREWS THAT ARE PROVIDED IN KIT TO ATTACH STABILIER TO RACK.



ANTI TIP STABILIZER INSTALLATION INSTRUCTIONS 600W CONFIGURATION

Rittal – The System.

Faster – better – worldwide.

- Enclosures
- Power Distribution
- Climate Control
- IT Infrastructure
- Software & Services

The Rittal Corporation is the U.S. subsidiary of Rittal GmbH & Co. KG and manufactures the world's leading industrial and IT enclosures, racks and accessories, including climate control and power management systems for industrial, data center, outdoor and hybrid applications. For more information about Rittal and its products, please visit www.rittal-corp.com or call 1-800-477-4000.

Rittal Corporation
1 Rittal Place • Urbana Ohio 43078 • USA
Phone: 937-399-0500 • Fax: 800-477-4003 • Toll-free: 800-477-4000
Email: rittal@rittal-corp.com • Online: www.rittal-corp.com

Rittal Systems Ltd.
6485 Ordan Drive • Mississauga Ontario L5T 1X2 • Canada
Phone: 905-795-0777 • Fax: 905-795-9548 • Toll-free: 800-399-0748
Email: marketing@rittal.ca • Online: www.rittal.ca

ENCLOSURES

POWER DISTRIBUTION

CLIMATE CONTROL

IT INFRASTRUCTURE

SOFTWARE & SERVICES

