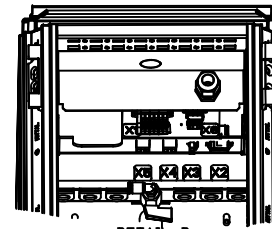
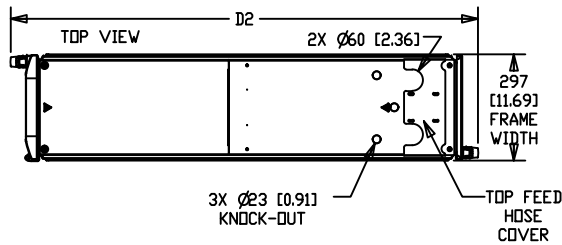


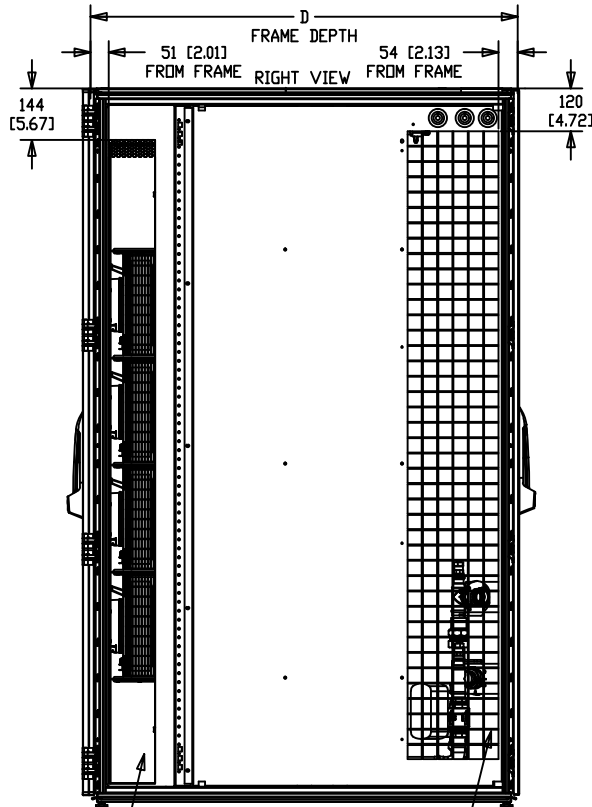
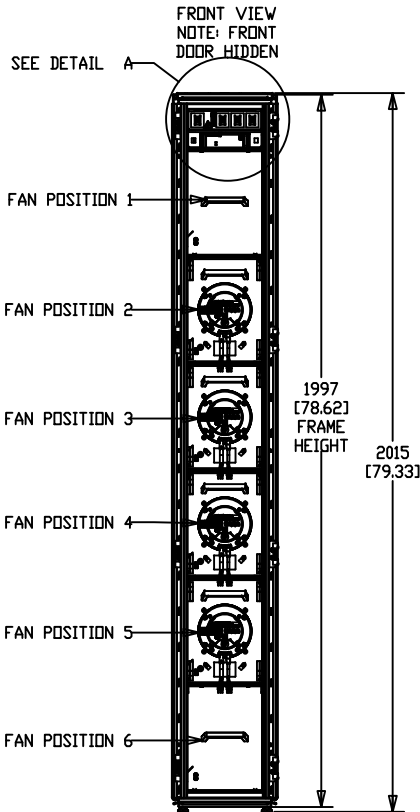
DETAIL A  
SCALE 0.200



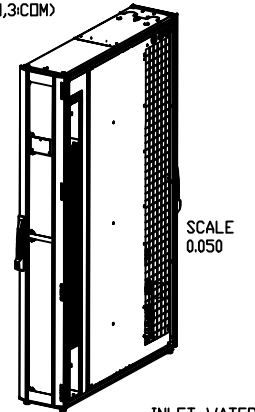
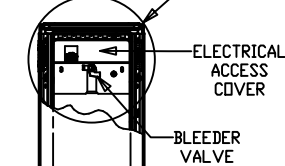
DETAIL B  
SCALE 0.250  
NOTE: ELECTRICAL ACCESS COVER HIDDEN

| MODEL #  | D(MM/IN)   | D2(MM/IN)  | SW      | # OF FANS |
|----------|------------|------------|---------|-----------|
| 3311.138 | 997/39.25  | 1110/43.31 | OPEN    | 1         |
| 3311.238 | 1197/47.13 | 1310/51.57 | OPEN    | 1         |
| 3311.538 | 1197/47.13 | 1310/51.57 | COVERED | 1         |
| 3311.268 | 1197/47.13 | 1310/51.57 | OPEN    | 4         |
| 3311.568 | 1197/47.13 | 1310/51.57 | COVERED | 4         |

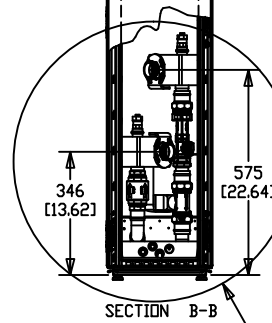
- X1: POWER INPUT TERMINAL
- X2: COND PUMP POWER CONNECTOR
- X3: COND PUMP SIGNAL CONNECTOR
- X4: NETWORK CONNECTION
- X5: CAN BUS SENSOR CONNECTION
- X6: OUTPUT RELAY (1INC,2IND,3COM)



REAR VIEW  
NOTE: REAR DOOR PARTIALLY HIDDEN  
SEE DETAIL B

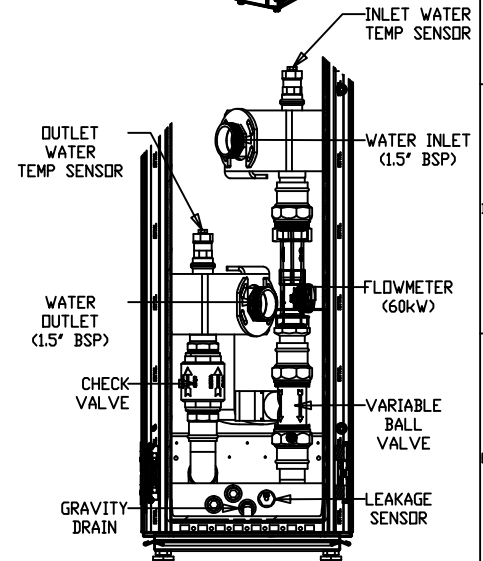


SCALE 0.050



SECTION B-B

SEE DETAIL C



NOTE: SHOWN IS 60kW  
DETAIL C  
SCALE 0.200

- NOTES:
- ALL DIMENSIONS ARE FOR REFERENCE
  - PRIMARY DIMENSIONS ARE IN MILLIMETERS
  - SECONDARY DIMENSIONS ARE IN INCHES, [IN]
  - PERF IS NOT FULLY DISPLAYED
  - REAR PERF DOOR WITH COVERED REAR SIDEWALL
  - SHOWN FAN CONFIGURATION IS OF 3311268

| TOLERANCES UNLESS OTHERWISE SPECIFIED  | MATERIAL: N/A | FINISH: N/A |     |        |     |  |
|--|---------------|-------------|-----|--------|-----|--|
| 0.0 ±0.8   |               |             |     |        |     |  |
| 0.00 ±0.50   |               |             |     |        |     |  |
| 0.000 ±0.250   |               |             |     |        |     |  |
| ANGLES ±10°  |               |             |     |        |     |  |
| ALL HOLE DIA ±0.10   |               |             |     |        |     |  |
| REMOVE ALL BURRS AND SHARP EDGES (CRITICAL DIMENSION)  |               |             |     |        |     |  |
| UNLESS SPECIFIED OTHERWISE - ALL DIMS ARE IN MM - ALL INSIDE BEND RADII ARE 1-1.5 X MATERIAL THICKNESS |               |             |     |        |     |  |
| 00 INITIAL RELEASE   |               | 11/6/13     | GLB | 351492 | JST |  |
| REV  | CHANGE        | DATE        | BY  | ECN    | CHK |  |

| ISO 1101/ANSI Y14.5                                      | REFERENCE: |
|--|------------|
| DATE   | NAME       |
| DRAWN 20-Nov-13  | GLB        |
| CHECK 20-Nov-13  | JST        |
| PART NO: VARIOUS, SEE CHART                              |            |
| ARTICLE NO:  |            |
| LCP PLATFORM, CLOSED-LOOP AND PROTRUDING INLINE VERSIONS |            |
| DRAWING NUMBER   |            |
| D3311268   |            |
| SCALE: 0.100   | FDRMAT: C  |
| SHEET: 1 OF 1  | REV 00     |



RITTAL Corp.  
1 Rittal Place  
Urbana, Ohio 43078