


Rittal – The System.

Faster – better – worldwide.



TS IT PRO BRUSH BAFFLE
42U, 48U & 53U

9982264

9982265

9982266

Assembly and operating instructions

ENCLOSURES

POWER DISTRIBUTION

CLIMATE CONTROL

IT INFRASTRUCTURE

SOFTWARE & SERVICES

FRIEDHELM LOH GROUP



Safety



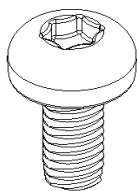
Intended use:
Accessory for management of cables.

Parts list

Note: General hardware list, Components vary based on kit.

Object Description	Quantity
BRUSH BAFFLE LEFT	1
BRUSH BAFFLE RIGHT	1
SCREW TAPTITE PN HD T-25 M6x12 Z/P DIN 7	8

Hardware (provided)



SCREW TAPTITE PN HD T-25 M6x12 Z/P DIN 7

Tools Required



Ratchet Wrench,
1/4" Square Drive



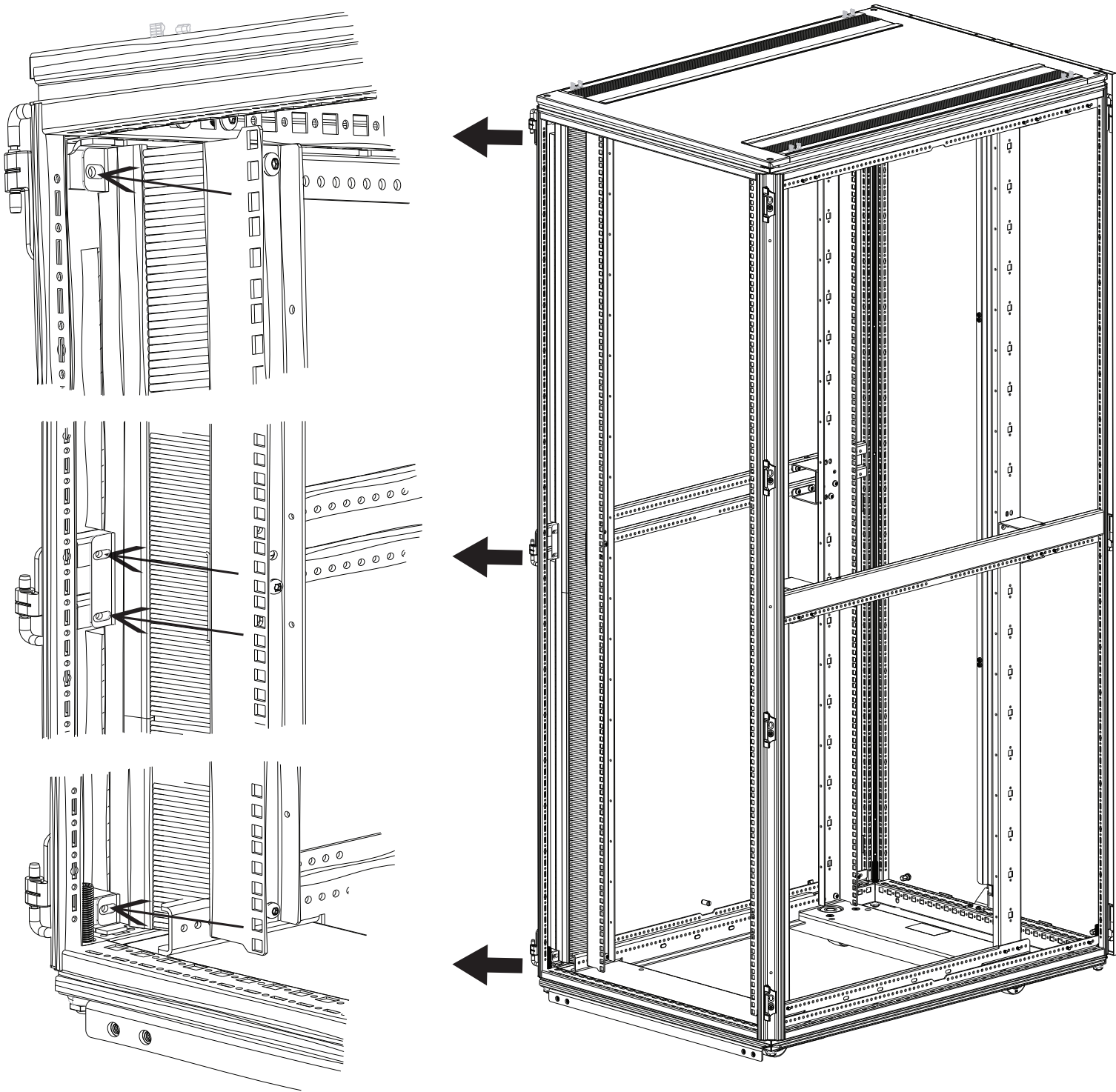
1/4" Drive x 1/4"
Hex Bit Holder



T30 Torx Insert Bit,
1/4" Hex

TS IT PRO 42U & 48U BRUSH BAFFLE

1. ALIGN BRUSH BAFFLE AS SHOWN WITH BRUSH AGAINST EIA RAIL.
2. USE SCREWS THAT ARE PROVIDED IN KIT TO ATTACH BRUSH BAFFLE TO DEPTH RAILS.



BRUSH BAFFLE INSTALLATION INSTRUCTIONS 42U CONFIGURATION

Rittal – The System.

Faster – better – worldwide.

- Enclosures
- Power Distribution
- Climate Control
- IT Infrastructure
- Software & Services

The Rittal Corporation is the U.S. subsidiary of Rittal GmbH & Co. KG and manufactures the world's leading industrial and IT enclosures, racks and accessories, including climate control and power management systems for industrial, data center, outdoor and hybrid applications. For more information about Rittal and its products, please visit www.rittal-corp.com or call 1-800-477-4000.

Rittal Corporation
1 Rittal Place • Urbana Ohio 43078 • USA
Phone: 937-399-0500 • Fax: 800-477-4003 • Toll-free: 800-477-4000
Email: rittal@rittal-corp.com • Online: www.rittal-corp.com

Rittal Systems Ltd.
6485 Ordan Drive • Mississauga Ontario L5T 1X2 • Canada
Phone: 905-795-0777 • Fax: 905-795-9548 • Toll-free: 800-399-0748
Email: marketing@rittal.ca • Online: www.rittal.ca

ENCLOSURES

POWER DISTRIBUTION

CLIMATE CONTROL

IT INFRASTRUCTURE

SOFTWARE & SERVICES

