

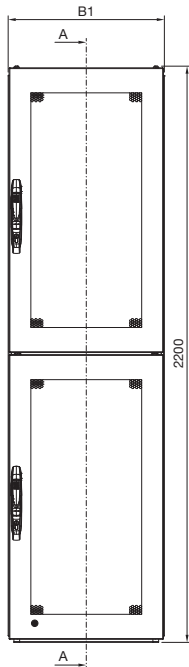
IT Infrastructure

IT rack systems

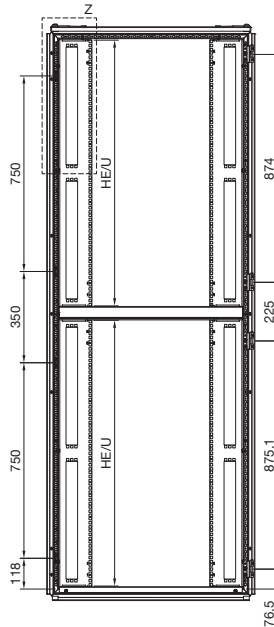
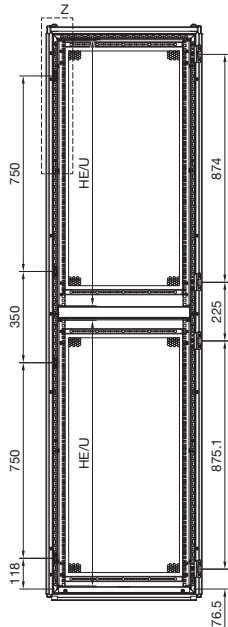
Compartment rack VX IT

Divided into two, vented

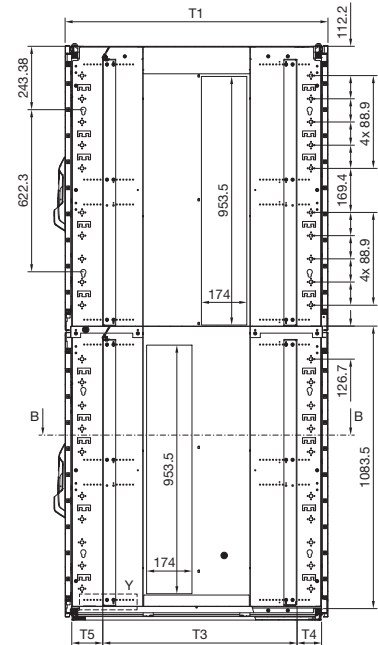
Front view
Width 600 mm



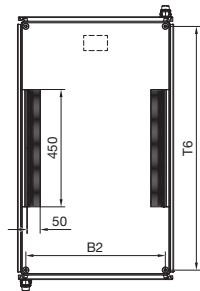
Front view without doors
Width 600 mm Width 800 mm



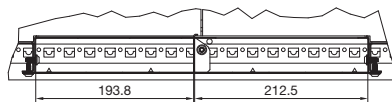
Section A – A



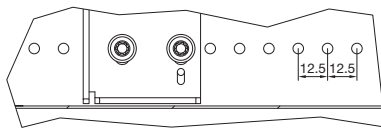
Top view



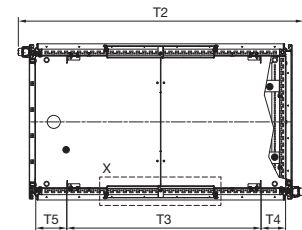
Detail X



Detail Y

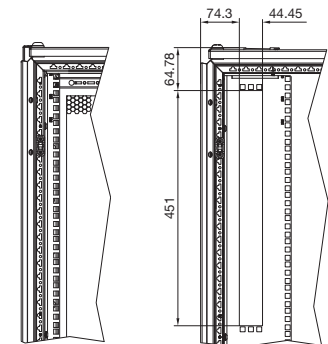


Section B – B



Detail Z

Width 600 Width 800



B1 = Overall width
B2 = Roof attachment spacing

T1 = Overall depth without handles
T2 = Overall depth with handles
T3 = Distance between 482.6 mm (19") mounting levels
T4 = Clearance behind 482.6 mm (19") mounting level
T5 = Clearance in front of 482.6 mm (19") mounting level
T6 = Roof attachment spacing

Model No. VX IT	U	Width dimensions mm		Depth dimensions mm					
		B1	B2	T1	T2	T3 ³⁾	T4 ²⁾	T5 ¹⁾	T6
5313.175	2 x 23	599	535	1008	1090	745	94	119	935
5314.175	2 x 23	799	735	1008	1090	745	94	119	935
5315.175	2 x 23	599	535	1208	1290	745	294	119	1135
5316.175	2 x 23	799	735	1208	1290	745	294	119	1135

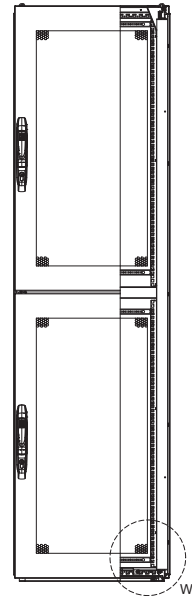
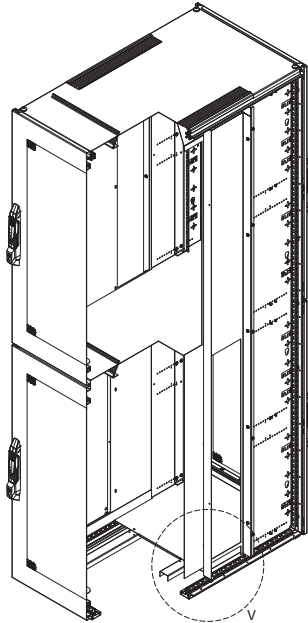
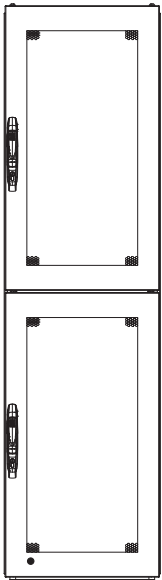
¹⁾ Min. distance: 31.5 mm ²⁾ Min. distance: 31.5 mm ³⁾ Max. distance: 895 mm (5313.175, 5314.175), 1095 mm (5315.175, 5316.175)

Compartment rack VX IT

Divided into two, vented

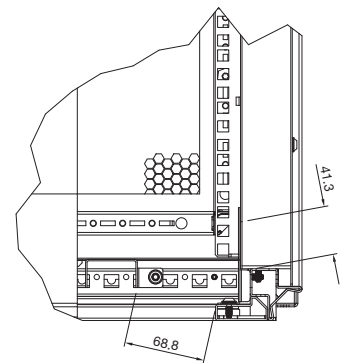
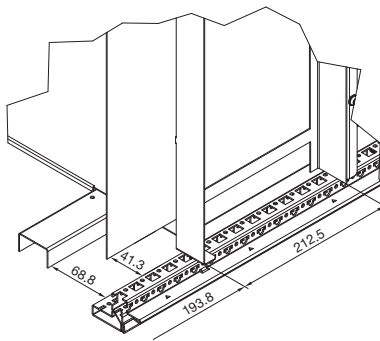
Rear view
Width 600 mm

Details for cable duct with width 600 mm



Detail V

Detail W



Shown without top/bottom cover,
cover plate for cable duct, front gland plate