



Transfer module 800-CON (Set of 2)

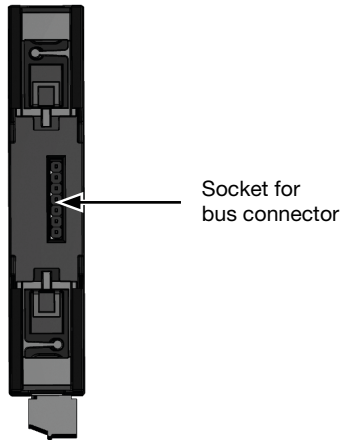
Data sheet

RITTAL

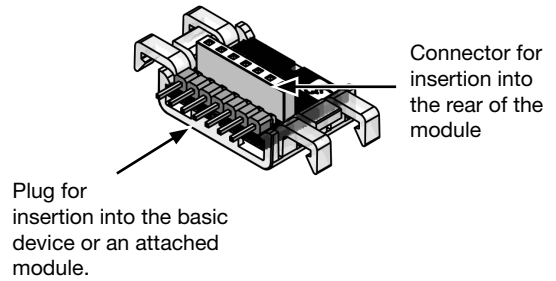
Device views - Transfer module 800-CON (Set of 2)

- The figures serve as illustrations and are not true to scale.
- Dimensions in mm (in).
- The transfer modules (800-CON) provided in the **set of 2** can each be used as an output or an input.

Rear view



Bus connector for the output transfer module (output bus connector)



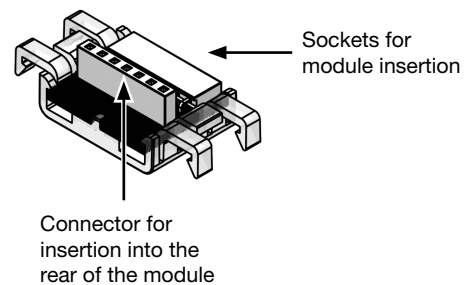
View from below




View from above



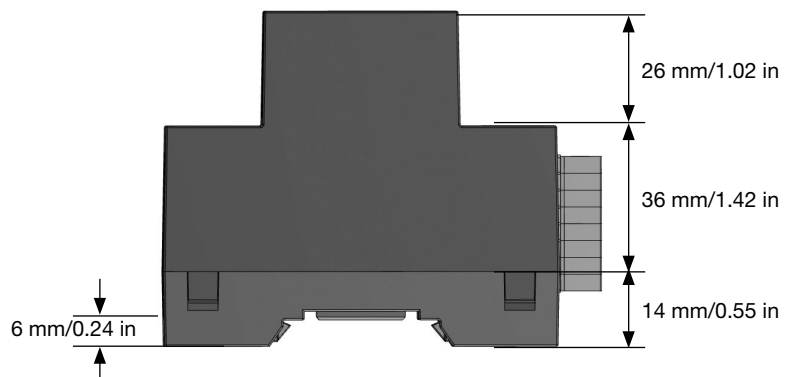
Bus connector for the input transfer module (input bus connector)



Front view



View from the left



Technical data - Transfer module 800-CON (Set of 2)

| General | |
|--|--|
| Net weight (with plug-in terminals) | Approx. 55 g (0.12 lb) - 1 device |
| Device dimensions | Approx. B = 18 mm (0.71 in), H = 90 mm (3.54 in), D = 76 mm (2.99 in) |
| Width of the modules (set of 2) in horizontal pitches (HP) | 1 HP each (1 HP = 18 mm) |
| Mounting orientation | As desired |
| Fastening/mounting - Suitable DIN rails - (35 mm / 1.38 in) | TS 35/7.5 according to EN 60715 TS 35/10 TS 35/15 x 1.5 |
| Impact resistance | IK07 according to IEC 62262 |

| Transport and storage | |
|---|--|
| The following specifications apply for devices transported and stored in the original packaging | |
| Free fall | 1 m (39.37 in) |
| Temperature | K55: -25 °C (-13 °F) up to +70 °C (158 °F) |
| Relative humidity | 5 to 95% at 25 °C (77 °F), no condensation |

| Ambient conditions during operation | |
|---|--|
| The modules (set of 2) <ul style="list-style-type: none"> • must only be operated with suitable basic devices (see user manual). • are for weather-protected and stationary use. • fulfill the operating conditions according to DIN IEC 60721-3-3. • have protection class II according to IEC 60536 (VDE 0106, Part 1), a ground wire connection is not required! | |
| Rated temperature range | -10 °C (14 °F) .. +55 °C (131 °F) |
| Relative humidity | 5 to 95% at 25 °C (77 °F), no condensation |
| Pollution degree | 2 |
| Ventilation | No forced ventilation required. |
| Protection against foreign bodies and water | IP20 according to EN60529 |

| Interface | |
|---|---|
| JanBus (proprietary) NOTE! To connect the transfer modules, use a stranded twisted pair, shielded data cable (cable connection 1:1)! | <ul style="list-style-type: none"> • Via bus connector to device and module series • Via shield terminals between the transfer modules with stranded twisted pair, shielded data cable (cable connection 1:1) - see module user manual • The maximum bus length of the JanBus is 100 m. |

| Terminal connection capacity | |
|--|---------------------------------------|
| Connectable conductors. Only connect one conductor per terminal point! | |
| Single core, multi-core, fine-stranded | 0.2 - 1.5 mm ² , AWG 24-16 |
| Wire ferrules (non-insulated) | 0.2 - 1.5 mm ² , AWG 26-16 |
| Wire ferrules (insulated) | 0.2 - 1 mm ² , AWG 26-18 |
| Tightening torque | 0.2 - 0.25 Nm (1.77 - 2.21 lbf in) |
| Strip length | 7 mm (0.2756 in) |

RITTAL GmbH & Co. KG
Auf dem Stuetzelberg
35745 Herborn · Germany
Phone +49 (0)2772 505-0
E-Mail: info@rittal.com
www.rittal.com

RITTAL