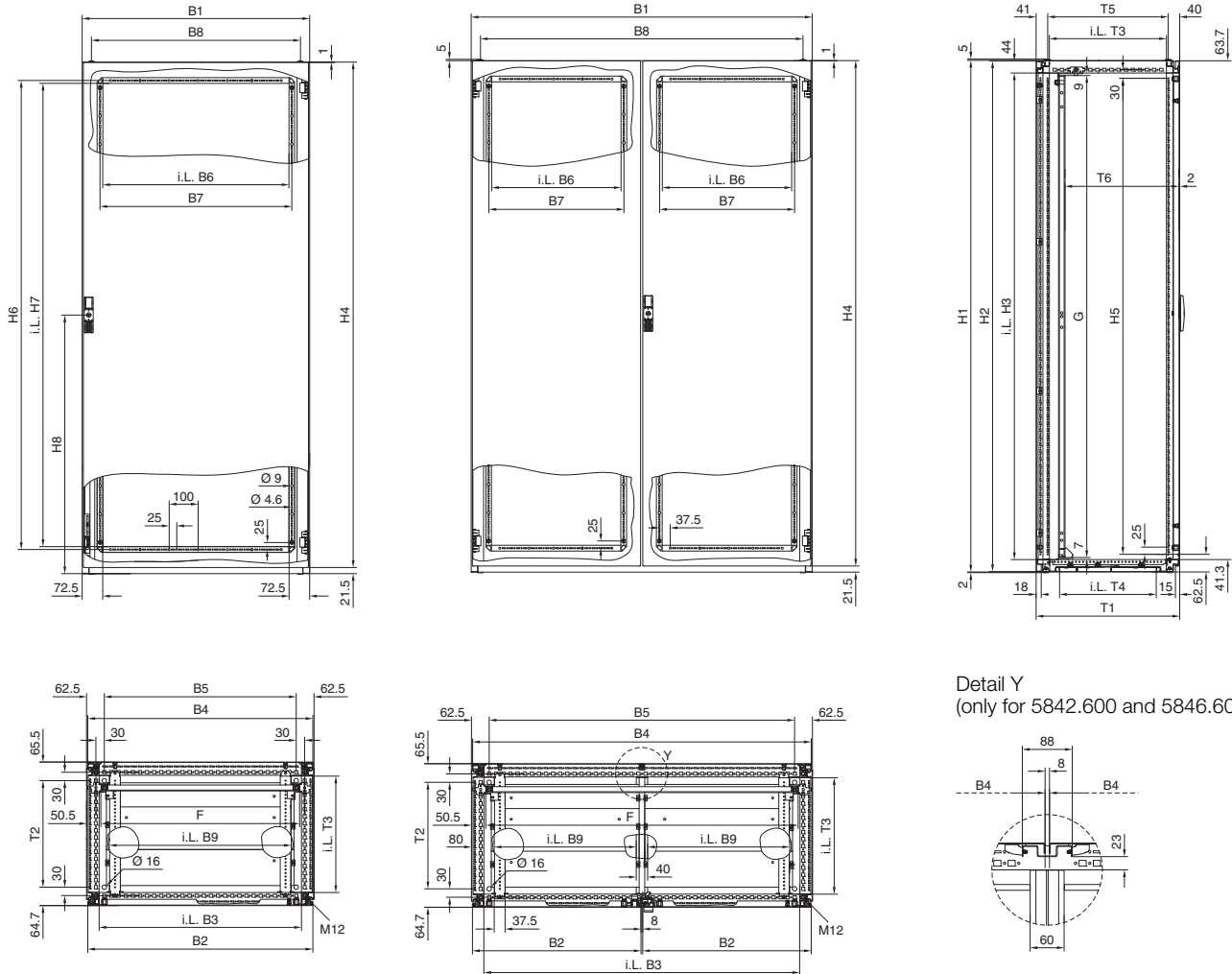


Enclosures

Enclosure systems

VX SE free-standing enclosures

Basic enclosure



Detail Y
(only for 5842.600 and 5846.600)

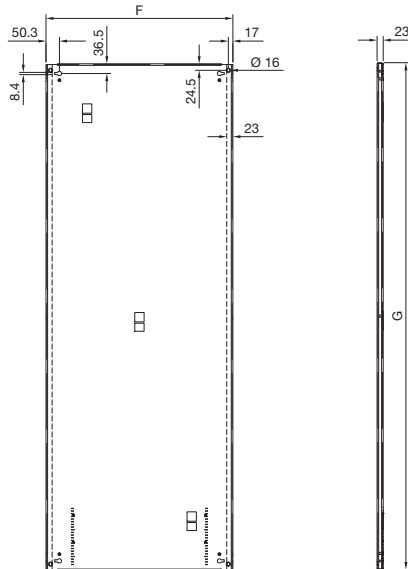
Single-door

Model No. VX SE		Width dimensions mm									Height dimensions mm								Depth dimensions mm						Mounting plates mm	
Spray-finished	Stainless steel	B1	B2	B3	B4	B5	B6	B7	B8	B9	H1	H2	H3	H4	H5	H6	H7	H8	T1	T2	T3	T4	T5	T6	F	G
5820.600	-	600	592	512	592	475	455	475	535	452	1800	1797	1712	1777.5	1675	1650	1630	910	305	175	212	152	224	131 - 256	499	1696
5821.600	-	600	592	512	592	475	455	475	535	452	2000	1997	1912	1977.5	1875	1850	1830	1010	305	175	212	152	224		499	1896
5822.600	-	800	792	712	792	675	655	675	735	652	1800	1797	1712	1777.5	1675	1650	1630	910	305	175	212	152	224		699	1696
5823.600	-	800	792	712	792	675	655	675	735	652	2000	1997	1912	1977.5	1875	1850	1830	1010	305	175	212	152	224	699	1896	
5830.600	-	600	592	512	592	475	455	475	535	452	1800	1797	1712	1777.5	1675	1650	1630	910	405	275	312	252	324	131 - 356	499	1696
5831.600	-	800	792	712	792	675	655	675	735	652	1800	1797	1712	1777.5	1675	1650	1630	910	405	275	312	252	324		699	1696
5832.600	-	800	792	712	792	675	655	675	735	652	2000	1997	1912	1977.5	1875	1850	1830	1010	405	275	312	252	324		699	1896
5833.600	-	800	792	712	792	675	655	675	735	652	2000	1997	1912	1977.5	1875	1850	1830	1010	505	375	412	352	424	131 - 456	699	1896
5834.600	5853.600	800	792	712	792	675	655	675	735	652	2000	1997	1912	1977.5	1875	1850	1830	1010	605	475	512	452	524	131 - 556	699	1896
-	5850.600	600	592	512	592	475	455	475	535	452	1600	1597	1512	1577.5	1475	1450	1430	810	405	275	312	252	324	131 - 356	499	1496
-	5851.600	600	592	512	592	475	455	475	535	452	1800	1797	1712	1777.5	1675	1650	1630	910	505	375	412	352	424	131 - 456	499	1696
-	5852.600	800	792	712	792	675	655	675	735	652	1800	1797	1712	1777.5	1675	1650	1630	910	505	375	412	352	424		699	1696
-	5854.600	1000	992	912	992	875	855	875	935	402	1800	1797	1712	1777.5	1675	1650	1630	910	405	275	312	252	324	131 - 356	899	1696
-	5856.600	600	592	512	592	475	455	475	535	452	1200	1197	1112	1177.5	1175	1050	1030	610	505	375	412	352	424	131 - 456	499	1696
-	5857.600	800	792	712	792	675	655	675	735	652	1200	1197	1112	1177.5	1175	1050	1030	610	505	375	412	352	424		499	1696

VX SE free-standing enclosures

Basic enclosure

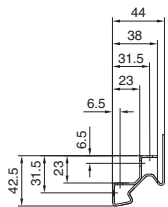
Mounting plate



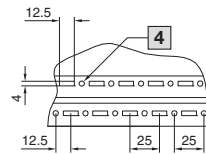
Enclosure

- B1 = Overall width
- B2 = Width of door
- B3 = Clearance of enclosure frame
- B4 = Width of rear panel
- B5 = Hole distance base/plinth attachment
- B6 = Clearance of tubular door frame
- B7 = Distance between axes of the tubular door frame rows of holes
- B8 = Roof attachment spacing
- B9 = Clearance in the base opening
- H1 = Overall height
- H2 = Height of rear panel
- H3 = Clearance of enclosure frame
- H4 = Height of door
- H5 = Section length of system punchings
- H6 = Distance between axes of the tubular door frame rows of holes
- H7 = Clearance of tubular door frame
- H8 = Distance from base to centre of lock
- T1 = Overall depth
- T2 = Hole distance base/plinth attachment
- T3 = Clearance of enclosure frame
- T4 = Clearance of base opening
- T5 = Roof attachment spacing
- T6 = Possible mounting depth (mounting plate assembly), adjustable on a 25 mm pitch pattern

Cross-section



Pitch pattern of holes



4 Ø 4.5 (Ø 4.7 for stainless steel)

Mounting plate

- F = Overall width
- G = Overall height

Two-door

Model No. VX SE		Width dimensions mm									Height dimensions mm								Depth dimensions mm						Mounting plates mm	
Spray-finished	Stainless steel	B1	B2	B3	B4	B5	B6	B7	B8	B9	H1	H2	H3	H4	H5	H6	H7	H8	T1	T2	T3	T4	T5	T6	F	G
5824.600	-	1200	592	1112	1192	1075	455	475	1135	502	1800	1797	1712	1777.5	1675	1650	1630	910	305	175	212	152	224	131 - 256	1099	1696
5825.600	-	1200	592	1112	1192	1075	455	475	1135	502	2000	1997	1912	1977.5	1875	1850	1830	1010	305	175	212	152	224		1099	1896
5840.600	-	1000	492	912	992	875	355	375	935	402	1800	1797	1712	1777.5	1675	1650	1630	910	405	275	312	252	324	131 - 356	899	1696
5841.600	-	1200	592	1112	1192	1075	455	475	1135	502	1800	1797	1712	1777.5	1675	1650	1630	910	405	275	312	252	324		1099	1696
5842.600	-	1600	792	1512	1592	1475	655	675	1535	702	1800	1797	1712	1777.5	1675	1650	1630	910	405	275	312	252	324	1499	1696	
5843.600	-	1200	592	1112	1192	1075	455	475	1135	502	2000	1997	1912	1977.5	1875	1850	1830	1010	405	275	312	252	324	1099	1896	
5844.600	5855.600	1200	592	1112	1192	1075	455	475	1135	502	2000	1997	1912	1977.5	1875	1850	1830	1010	505	375	412	352	424	131 - 456	1099	1896
5845.600	-	1200	592	1112	1192	1075	455	475	1135	502	2000	1997	1912	1977.5	1875	1850	1830	1010	605	475	512	452	524	1099	1896	
5846.600	-	1800	892	1712	1792	1675	755	775	1735	802	2000	1997	1912	1977.5	1875	1850	1830	1010	505	375	412	352	424	131 - 556	1699	1896
5847.600	-	1800	892	1712	1792	1675	755	775	1735	802	2000	1997	1912	1977.5	1875	1850	1830	1010	605	475	512	452	524	1699	1896	
-	5858.600	1200	592	1112	1192	1075	455	475	1135	502	1200	1197	1112	1177.5	1175	1050	1030	610	505	375	412	352	424	131 - 456	499	1696