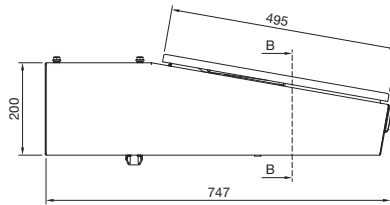
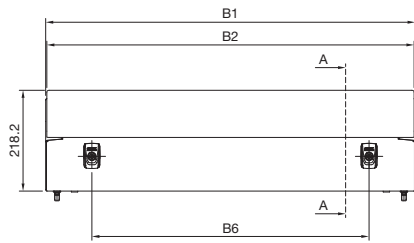


Enclosures

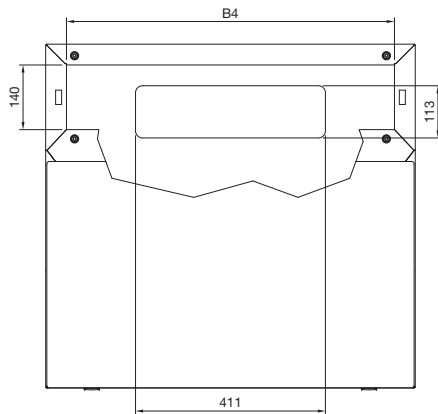
CX console system

Desk unit CX

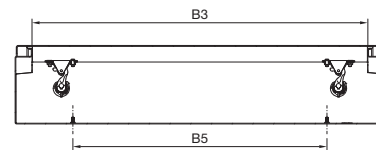
600/800 mm width



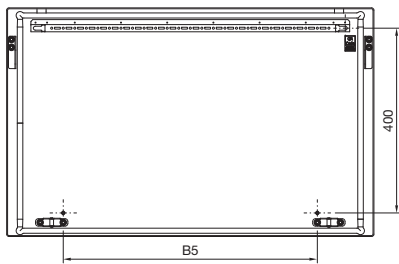
Section A – A



Section B – B



Internal view of cover

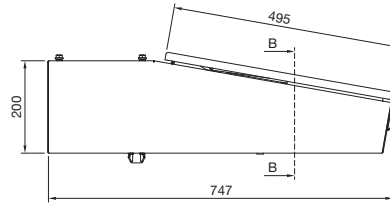
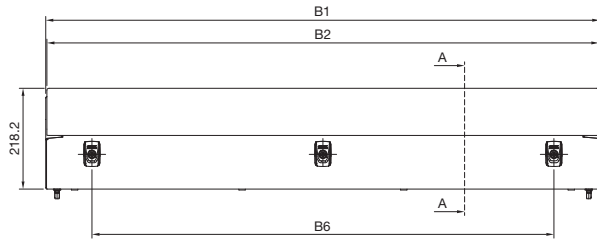


- B1 = Enclosure width
- B2 = Cover width
- B3 = Clearance width, front
- B4 = Clearance width, rear
- B5 = Mounting distance, interior installation
- B6 = Spacing between locks

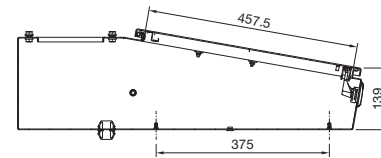
Model No. CX	Width dimensions mm					
	B1	B2	B3	B4	B5	B6
6710.000	600	595	527	510	350	400
6711.000	800	795	727	710	550	600

CX desk unit

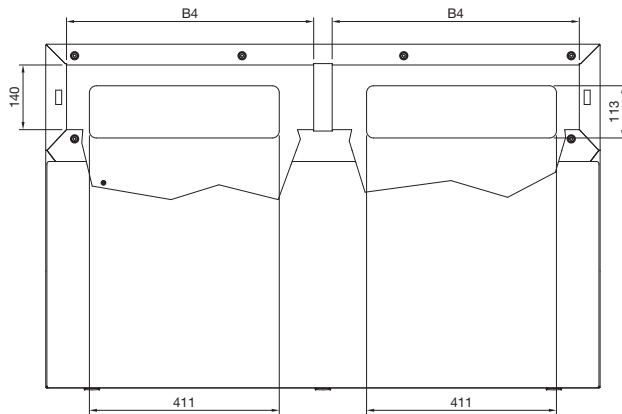
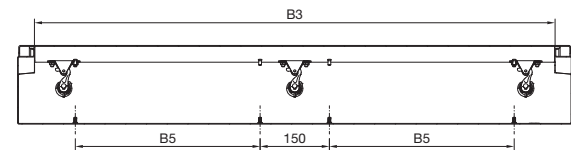
1200/1600 mm width



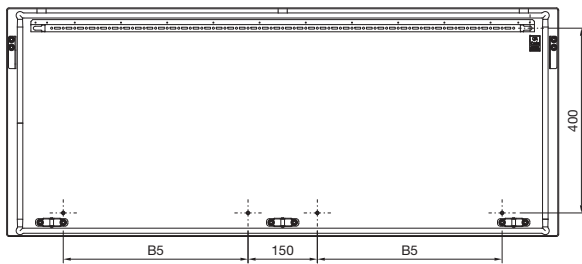
Section A – A



Section B – B



Internal view of cover



- B1 = Enclosure width
- B2 = Cover width
- B3 = Clearance width, front
- B4 = Clearance width, rear
- B5 = Mounting distance, interior installation
- B6 = Spacing between locks

Model No. CX	Width dimensions mm					
	B1	B2	B3	B4	B5	B6
6712.000	1200	1195	1127	535	400	1000
6713.000	1600	1595	1527	735	600	1400