

**Rittal – The System.**

Faster – better – everywhere.

# AX Wall-Mounted Enclosure, 3-Piece

Less Complexity, Even Greater Flexibility  
with Interior Fit-Outs



ENCLOSURES

POWER DISTRIBUTION

CLIMATE CONTROL

IT INFRASTRUCTURE

SOFTWARE & SERVICES




FRIEDHELM LOH GROUP

# Complete Flexibility Across the Entire Product Range

---

Our new 3-piece wall-mounted enclosures are available in 15 sizes. Thanks to their full compatibility with Rittal's modular system, these enclosures can be combined with accessories and configured to your specific requirements.



## Simple Cable Entry

If required, the gland plates that come as standard on the top and bottom of the wall section are easily exchanged for gland plates with a brush strip or metric knockouts. This ensures complete fit-out flexibility for greater cable entry options.

# Benefits of the AX Wall-Mounted Enclosure, 3-Piece

## Flexible Interior Installation with Mounting Panels and Rails

The AX Wall-Mounted Enclosure has commonality with other Rittal products for greater flexibility and can be fitted with one or more mounting panels from the AX range, such as for fitting controlgear and other parts.

The perforated, U-profile mounting strip with rear system punchings allows for flexible configuration with punched sections and rails on a 25 mm pitch pattern.

## Depth-Variable 482.6 mm (19") Mounting Position

When supplied, the 482.6 mm (19") mounting angles have been fitted at the front of the center of the enclosure. The hole punchings in the front and rear sections of the center as used with the VX range means that Rittal system accessories are universal and easily added.

The 482.6 mm (19") mounting angles can be rotated through 180° and secured in the slots to create additional installation space at the front.

For maximum depth flexibility, the 482.6 mm (19") mounting angles can be installed at an adjustable depth using a VX punched section with mounting flange.



[Discover the AX on our website:](#)



# AX Wall-Mounted Enclosure, 3-Piece



Accessories page 6

## Material:

- Wall section and hinged part: Carbon steel, 1.5 mm
- Viewing window: Single-pane safety glass, 3 mm

## Surface finish:

- Powder-coated

## Color:

- Wall section and hinged part: RAL 7035
- Glazed door: RAL 7035/7015 (slate grey)

## Supply includes:

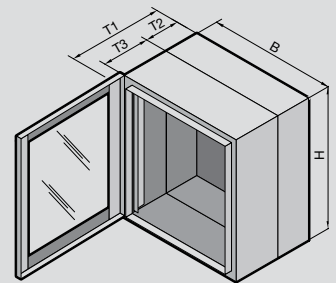
- Wall section: Solid gland plate, top and bottom
  - Hinged part with 25 mm pitch pattern of holes in the front and rear frame, and two 482.6 mm (19") mounting angles, front, static installation
  - Designer glazed door
  - Center lock: 3 mm double-bit
  - Designer glazed door lock: Security lock 3524 E
- Please note the product-specific scope of supply.

## Protection category IP to IEC 60

- 529:**
- IP 54 with solid gland plates

## Approvals:

- CE



## Height 345 mm, 478 mm

Units U	Pack	6	6	9	9	9	9	Page	
Width (B) mm		600	600	600	600	600	600		
Height (H) mm		345	345	478	478	478	478		
Depth (T1) mm		373	473	373	473	573	673		
Depth of wall section (T2) mm		135	135	135	135	135	135		
Depth of hinged part (T3) mm		216	316	216	316	416	516		
Clearance width mm		502	502	502	502	502	502		
Clearance height mm		284	284	417	417	417	417		
Max. installation depth mm		320	420	320	420	520	620		
Load capacity of hinged part (static) N		300	300	450	450	450	450		
<b>Model No.</b>	1 pc(s).	<b>2260630</b>	<b>2260640</b>	<b>2260930</b>	<b>2260940</b>	<b>2260950</b>	<b>2260960</b>		
<b>Product-specific scope of supply</b>									
Mini-comfort handle		■	■	■	■	■	■		
Comfort handle for lock inserts and 2-point locking		–	–	–	–	–	–		
<b>Accessories</b>									
Mounting panel for AX		see page	see page	see page	see page	see page	see page	6	
Punched sections with mounting flanges, 14 x 39 mm	for depth	4 pc(s).	–	8619.700	–	8619.700	8619.710	8619.720	6
Support strip	for depth	20 pc(s).	–	4594.000	–	4594.000	4309.000	4596.000	6
Grounding rail, horizontal	for width	1 pc(s).	7113.000	7113.000	7113.000	7113.000	7113.000	7113.000	
C rail 30/15 to EN 60 715		see page	see page	see page	see page	see page	see page	see page	7
Gland plate with brush strip		1 pc(s).	2260.060	2260.060	2260.060	2260.060	2260.060	2260.060	6
Gland plate with metric knockouts		1 pc(s).	2260.070	2260.070	2260.070	2260.070	2260.070	2260.070	6

# AX Wall-Mounted Enclosure, 3-Piece

Height 612 mm, 746 mm

Units U	Pack	12	12	15	15	15	Page	
<b>Width</b> (B) mm		600	600	600	600	600		
<b>Height</b> (H) mm		612	612	746	746	746		
<b>Depth</b> (T1) mm		373	473	473	573	673		
Depth of wall section (T2) mm		135	135	135	135	135		
Depth of hinged part (T3) mm		216	316	316	416	516		
Clearance width mm		502	502	502	502	502		
Clearance height mm		551	551	684	684	684		
Max. installation depth mm		320	420	420	520	620		
Load capacity of hinged part (static) N		600	600	750	750	750		
<b>Model No.</b>		<b>2261230</b>	<b>2261240</b>	<b>2261540</b>	<b>2261550</b>	<b>2261560</b>		
<b>Product-specific scope of supply</b>								
Mini-comfort handle		■	■	■	■	■		
Comfort handle for lock inserts and 2-point locking		-	-	-	-	-		
<b>Accessories</b>								
Mounting panel for AX		see page	see page	see page	see page	see page	6	
Punched sections with mounting flanges, 14 x 39 mm	for depth	4 pc(s).	-	8619.700	8619.700	8619.710	8619.720	6
Support strip	for depth	20 pc(s).	-	4594.000	4594.000	4309.000	4596.000	6
Grounding rail, horizontal		1 pc(s).	7113.000	7113.000	7113.000	7113.000	7113.000	
C rail 30/15 to EN 60 715			see page	see page	see page	see page	see page	7
Gland plate with brush strip		1 pc(s).	2260.060	2260.060	2260.060	2260.060	2260.060	6
Gland plate with metric knockouts		1 pc(s).	2260.070	2260.070	2260.070	2260.070	2260.070	6

Height 1012 mm

Units U	Pack	21	21	21	21	21	Page
<b>Width</b> (B) mm		600	600	600	600	600	
<b>Height</b> (H) mm		1012	1012	1012	1012	1012	
<b>Depth</b> (T1) mm		373	473	573	673	673	
Depth of wall section (T2) mm		135	135	135	135	135	
Depth of hinged part (T3) mm		216	316	416	516	516	
Clearance width mm		502	502	502	502	502	
Clearance height mm		951	951	951	951	951	
Max. installation depth mm		320	420	520	620	620	
Load capacity of hinged part (static) N		750	750	750	750	750	
<b>Model No.</b>		<b>2262130</b>	<b>2262140</b>	<b>2262150</b>	<b>2262160</b>	<b>2262160</b>	
<b>Product-specific scope of supply</b>							
Mini-comfort handle		-	-	-	-	-	
Comfort handle for lock inserts and 2-point locking		■	■	■	■	■	
<b>Accessories</b>							
Mounting panel for AX		see page	see page	see page	see page	see page	6
Punched sections with mounting flanges, 14 x 39 mm	for depth	4 pc(s).	-	8619.700	8619.710	8619.720	6
Support strip	for depth	20 pc(s).	-	4594.000	4309.000	4596.000	6
Grounding rail, horizontal	for width	1 pc(s).	7113.000	7113.000	7113.000	7113.000	
C rail 30/15 to EN 60 715			see page	see page	see page	see page	7
Gland plate with brush strip		1 pc(s).	2260.060	2260.060	2260.060	2260.060	6
Gland plate with metric knockouts		1 pc(s).	2260.070	2260.070	2260.070	2260.070	6

AX wall-mounted enclosure, 3-piece, with cut-out for filter fan


(Blue e+ outlet filter – SK 3238.300 supplied loose)

Units U	Pack	9	9	15	15	21	21	Page
<b>Width</b> (B1) mm		600	600	600	600	600	600	
<b>Height</b> (H1) mm		478	478	746	746	1012	1012	
<b>Depth</b> (T1) mm		573	673	573	673	573	673	
Depth of wall section (T2) mm		135	135	135	135	135	135	
Depth of hinged part (T3) mm		416	516	416	516	416	516	
Clearance width mm		502	502	502	502	502	502	
Clearance height mm		417	417	684	684	951	951	
Max. installation depth mm		520	620	520	620	520	620	
Load capacity of hinged part (static) N		450	450	750	750	750	750	
<b>Model No.</b>	1 pc(s).	<b>2260955</b>	<b>2260965</b>	<b>2261555</b>	<b>2261565</b>	<b>2262155</b>	<b>2262165</b>	
<b>Product-specific scope of supply</b>								
Mini-comfort handle for lock inserts	1 pc(s).	■	■	■	■	-	-	
Comfort handle for lock inserts and 2-point locking	1 pc(s).	-	-	-	-	■	■	
Security lock 3524 E	1 pc(s).	■	■	■	■	■	■	
Blue e+ outlet filter – SK 3238.300	2 pc(s).	■	■	■	■	■	■	

Accessories can be found on pages 6 and 7

# AX Wall-Mounted Enclosure, 3-Piece

## Accessories




### Gland plate With metric knockouts

**Material:**  
– Carbon steel, 1.5 mm

**Color:**  
– RAL 7035

**Protection category IP to IEC 60 529:**  
– IP 54

Cable entry (Qty x Ø)	Pack	Model No.
4 x M12 8 x M20 6 x M25 1 x M32 1 x M40	1 pc(s).	<b>2260.070</b>



### Gland plate with brush strip

**Material:**  
– Carbon steel, 1.5 mm

**Color:**  
– RAL 7035

Pack	Model No.
1 pc(s).	<b>2260.060</b>




### Mounting panel for AX 3-Part

**Material:**  
– Carbon steel, 2 mm

**Surface finish:**  
– Zinc-plated

Suitable for enclosure height x width mm	Model No. Mounting Panel
345x600 (6U)	<b>1560.600</b>
478x600 (9U)	<b>1560.900</b>
612x600 (12U)	<b>1561.200</b>
756x600 (15U)	<b>1561.500</b>
1012x600 (21U)	<b>1562.100</b>



### Punched section with mount- ing flange, 14 x 39 mm

**Material:**  
– Carbon steel

**Surface finish:**  
– Zinc-plated

**Supply includes:**  
– Assembly parts

#### For installation in hinged part

Enclosure depth mm	Pack	Model No.
437	4 pc(s).	<b>8619.700</b>
573	4 pc(s).	<b>8619.710</b>
673	4 pc(s).	<b>8619.720</b>

#### For installation in wall section

Enclosure width mm	Pack	Model No.
600	4 pc(s).	<b>8619.720</b>



### Support strip

**Material:**  
– Carbon steel

**Surface finish:**  
– Zinc-plated

**Supply includes:**  
– Assembly parts

#### For installation in hinged part

Enclosure depth mm	Pack	Model No.
437	20 pc(s).	<b>4594.000</b>
573	20 pc(s).	<b>4309.000</b>
673	20 pc(s).	<b>4596.000</b>

#### For installation in wall section

Enclosure width mm	Pack	Model No.
600	20 pc(s).	<b>4596.000</b>

# AX Wall-Mounted Enclosure, 3-Piece

## Accessories

### C rail 30/15 to EN 60 715

**Material:**

- Carbon steel

**Surface finish:**

- Zinc-plated

Length mm	Pack	Model No.
455	6 pc(s).	<b>4943.000</b>
555	6 pc(s).	<b>4944.000</b>
755	6 pc(s).	<b>4945.000</b>
955	6 pc(s).	<b>4946.000</b>
1155	6 pc(s).	<b>4947.000</b>

**Note:**

- Depending on the installation, rails may need to be cut to length in the width or depth



### Grounding rail, horizontal

**Supply includes:**

- Grounding rail made from E-Cu 57 to DIN EN 12 163, DIN EN 13 601, 15 x 5 mm
- 20 connection points with M5 screws
- 2 grounding connections 25 mm<sup>2</sup>
- 2 isolators
- Assembly parts

**For installing in the wall section**

For enclosure width mm	Width mm	Height mm	Length mm	Pack	Model No.
600	15	5	450	1 pc(s).	<b>7113.000</b>



### Wall mounting bracket

**for AX carbon steel, KX carbon steel, AX IT, EL**

For mounting AX and KX carbon steel enclosures.

**Material:**

- Carbon steel

**Protection category:**

- Type 1, 3R, 4, 12

**Supply includes:**

- Assembly parts

Wall distance mm	Pack	Model No.
10	1 pc(s).	<b>1590.010</b>



### Wall mounting bracket

**for AX carbon steel, KX carbon steel, AX IT, EL**

For mounting wall-mounted enclosures, even in confined spaces.

**Material:**

- Carbon steel

**Protection category:**

- Type 1, 3R, 4, 12

**Supply includes:**

- Wall mounting bracket
- Cover caps
- Assembly parts

Wall distance mm	Pack	Model No.
40	1 pc(s).	<b>2503.020</b>
20	1 pc(s).	<b>2508.020</b>



# Rittal – The System.

Faster – better – everywhere.

- Enclosures
- Power Distribution
- Climate Control
- IT Infrastructure
- Software & Services

You can find the contact details of all Rittal companies throughout the world here.



[www.rittal.com/contact](http://www.rittal.com/contact)

ENCLOSURES

POWER DISTRIBUTION

CLIMATE CONTROL

IT INFRASTRUCTURE

SOFTWARE & SERVICES



FRIEDHELM LOH GROUP