

Rittal – The System.

Faster – better – everywhere.

RiPower

PLAN BETTER SOLUTIONS

RiPower is the powerful project planning tool from Rittal, created specifically for planning experts and switchgear manufacturers. Configure your Ri4Power low-voltage switchgear quickly, easily and efficiently.




ALWAYS ONE STEP AHEAD

The cloud-based tool will guide you intuitively through the entire planning process, one step at a time, in a clearly structured, user-friendly approach. RiPower is your complete solution for configuring standard-compliant switchgear, from the initial draft through to complete system documentation.

RiPower automatically generates a quote with all the required parts lists and supplies all the technical documentation you will need for your plant. As well as saving you time, this also conserves valuable resources.

What it includes

- Straightforward pricing for low-voltage switchgear
- Configuration may be based on a sketch or specifications
- Generate the parts list and construction according to device-specific rules
- Automatic calculation of the copper busbars
- Generate a design verification to IEC 61 439
- Performance limits are taken into account
- Web shop for direct ordering
- System documentation including assembly instructions
- Technical service support, including free assistance with project planning and quote preparation
- To ensure data privacy, all planning data is stored locally on your computer



Simple yet ingenious

System definition

Define circuits

Please enter the rated currents of the modules. This information will be needed for creation of the design verification.

Over the sum of current of the outgoing circuits exceed the max-rated current of the chosen busbar system, then the manufacturer has to define groups of outgoing circuits, which will work at the same time, to fulfil the design verification of heat risk.

RDF Option

Standard solutions:
According to IEC 61439-2

Outgoing circuit

	Outgoing circuit	Device type	In [A] device acc. to...	In [A] device I _{nom}	In [A] permissible...	Rated dis-continuity I _{sc}	Incr ¹ RDF [A] permissi...	IEC [A] planned	Device in busbar
1	+SF1	MWD	160	80	80	1	80	80	Yes
2	+SF2	MWD	160	80	80	1	80	80	Yes
3	+SF3	MW1	250	160	160	1	160	160	Yes
4	+SF4	MW1	250	160	160	1	160	160	Yes
5	+SF5	MW2	400	200	200	0.96	192	192	Yes
6	+SF6	MW2	400	200	200	0.96	192	192	Yes

Section parts list

Manufacturer	Part number	Description	Calculated quantity	User-specific quantity	Prices in packaging unit	Copper weights...
RITTAL	335200	Blue air outlet filter, RAL 7035	1	1	1	0,00
RITTAL	435200	VN Capable rail, 160	4	4	20	0,00
RITTAL	600000	VN Railing enclosure system, MWD, 1600x1000x600 mm, rack doors	1	1	1	0,00

- Define system parameters to IEC 61 439
- Configure the main busbar system
- Input the key dimensions and planned PE system

Section selection and configuration

Low Voltage System - summary

Overview of your system configuration

Download
Download the configuration file as an XML file.

Online shop
Add your items to your cart in the online shop.

Request an offer
Add your items to your cart in the online shop.

- Compile tested sections into a complete switchgear
- Select certified components from brand-name manufacturers and Rittal power distribution products
- Individually configure sections with selected modules

Circuit calculation

Define circuits

Please enter the rated currents of the modules. This information will be needed for creation of the design verification.

Check the sum of squares of the output currents exceeds the maximum current of the chosen busbar system, then the manufacturer has to define groups of outgoing circuits, which will work at the same time, to fulfil the design verification of these bus.

RED Options

Standard selection:
According to IEC 61439-2

Table 1: Output currents

Output circuit	Device type	In (I _{in}) device rated, A	In (I _{in}) device rated, A	In (I _{in}) permissible, A	Rated diversity factor	In (I _{in}) (I _{in}) permitted, A	In (I _{in}) (I _{in}) permitted, A	Device is breaker
1	1000	100	80	80	1	80	80	Yes
2	1000	100	80	80	1	80	80	Yes
3	1000	250	180	180	1	180	180	Yes
4	1000	250	180	180	1	180	180	Yes
5	1000	400	280	280	1	280	280	Yes
6	1000	400	280	280	1	280	280	Yes

Section parts list

Manufacturer	Part number	Description	Calculated quantity	User specific quantity	Price in packaging unit	Copper weight
1	101146	Blue an-oxide blue, 100, 1000	1	1	1	0.00
2	101146	Blue an-oxide blue, 100, 1000	1	1	1	0.00
3	101146	Blue an-oxide blue, 100, 1000	1	1	1	0.00

- Determine device-specific properties
- Calculate admissible rated currents I_{nc} (A)
- Calculate the specific rated diversity factor (RDF)

Output

Configure module for section MCCB-104 vertical 02

Module properties

Device selection

Power size: 10000
Power monitoring: Cable connection
Cable routing: Additional connection cover
Current transformer: Add more sensors?
Device name: 10000

- Automated generation of system documentation including design verification to IEC 61 439
- Documentation of copper bars including free drawings
- Order directly via the online shop link
- Data forwarding to Eplan is supported

What you get



Detailed
parts list




Design
verification



Drawings in
DWG, DXF, PDF
format




Section-specific
assembly
instructions



List of technical
parameters




Project-specific
tender texts



Connector kits
for copper bars

Get started now – RiPower!

See for yourself how simple and efficient planning a low-voltage system can be. Scan the QR code and discover more about your options with the RiPower configurator.



www.rittal.com/RiPower-configurator

No time to plan yourself?

Let us calculate your project and potential savings with our reliable, no-obligation Design-In service – it's completely free of charge with RiPower.

If you have any questions about any aspect of the project planning tool and its functions, please contact us on **www.rittal.com/contact**

Our team will be happy to advise you.

Rittal – The System.

Faster – better – everywhere.

- Enclosures
- Power Distribution
- Climate Control
- IT Infrastructure
- Software & Services

You can find the contact details of all
Rittal companies throughout the world here.



www.rittal.com/contact

XVW00314EN2503

