

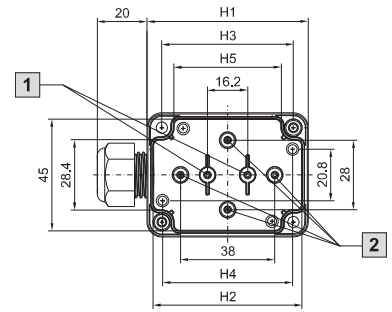
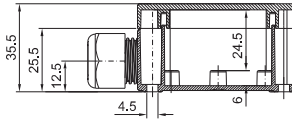
Polycarbonate enclosures PK

with cable gland Catalogue 33, page 30

Model No. PK with cable gland	H1	H2	H3	H4	H5
9530.000	52	47	40	39.4	30.4
9531.000	65	60	53	52.4	43.4

1 Does not apply to PK 9531.000

2 Does not apply to PK 9530.000



Polycarbonate enclosures PK

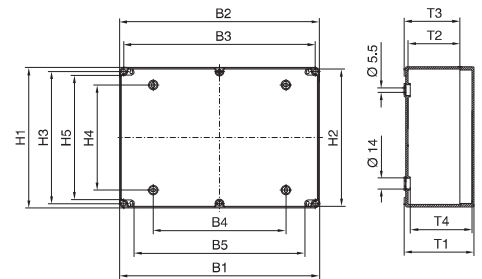
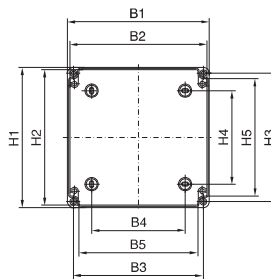
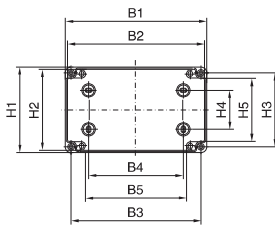
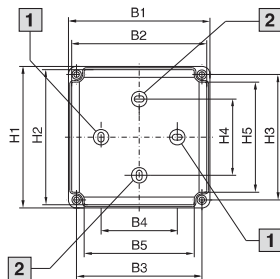
Catalogue 33, page 28

Version A

Version B

Version C

Version D



1 Does not apply to PK 9500.XXX, PK 9501.XXX

2 Does not apply to PK 9502.XXX, PK 9503.XXX

B1 = Enclosure width
B2 = Configurable width
B3 = Centre/centre wall mounting outside of seal
B4 = Centre/centre wall mounting inside the enclosure
B5 = Clearance width

H1 = Enclosure height
H2 = Configurable height
H3 = Centre/centre wall mounting outside of seal
H4 = Centre/centre wall mounting inside the enclosure
H5 = Clearance height

T1 = Overall depth
T2 = Configurable enclosure depth
T3 = Enclosure height
T4 = Clearance height available for installation

Model No. PK	Design	Width dimensions mm					Height dimensions mm					Depth dimensions mm			
		B1	B2	B3	B4	B5	H1	H2	H3	H4	H5	T1	T2	T3	T4
9500.XXX	A	65	59	50	-	36	65	59	50	25	36	57	33	41	45
9502.XXX	A	94	88	79	50	64	65	59	50	-	36	57	33	41	45
9504.XXX	A	94	88	79	50	64	94	88	79	50	64	57	33	41	45
9505.XXX	A	94	88	79	50	64	94	88	79	50	64	81	33	41	69
9506.XXX	A	110	104	95	65	80	110	104	95	65	80	66	42	50	53
9507.XXX	A	110	104	95	65	80	110	104	95	65	80	90	42	50	77
9508.XXX	A	130	124	115	90	101	94	88	79	50	64	57	33	41	45
9509.XXX	A	130	124	115	90	101	94	88	79	50	64	81	33	41	69
9510.XXX	A	130	124	115	70	101	130	124	115	70	101	75	51	59	63
9511.XXX	A	130	124	115	70	101	130	124	115	70	101	99	51	59	87
9512.XXX	B	180	174	165	120	150	94	88	79	50	64	57	33	41	45
9513.XXX	B	180	174	165	120	150	94	88	79	50	64	81	33	41	69
9514.XXX	B	180	173	165	120	128	110	103	95	50	80	90	63	71	75
9515.XXX	B	180	173	165	120	128	110	103	95	50	80	111	63	71	97
9516.XXX ¹⁾	B	180	173	165	120	128	110	103	95	50	80	165	63	71	150
9517.XXX	C	182	175	167	120	152	180	173	165	120	128	90	63	71	75
9518.XXX	C	182	175	167	120	152	180	173	165	120	128	111	63	71	97
9519.XXX ¹⁾	C	182	175	167	120	152	180	173	165	120	128	165	63	71	150
9520.XXX	C	254	247	239	190	224	180	173	165	120	128	90	63	71	75
9521.XXX	C	254	247	239	190	224	180	173	165	120	128	111	63	71	97
9522.XXX ¹⁾	C	254	247	239	190	224	180	173	165	120	128	165	63	71	150
9523.XXX	D	361	355	346	240	309	254	248	239	190	224	111	63	71	97
9524.XXX ¹⁾	D	361	355	346	240	309	254	248	239	190	224	165	63	71	150

¹⁾ Version .000, .100 with slanted lid

Enclosures

Small enclosures

Polycarbonate enclosures PK

With metric knockouts Catalogue 33, page 28

Enclosure hole pattern:

PK 9500.050

PK 9508.050

PK 9514.050

PK 9521.050

