Fuse holder up to 60 A (3-pole)

Catalogue 33, page 308

Design	Fuse holder for top-hat rail mounting to DIN EN 60 715		
For use of fuses – SV 9345.000: Class CC (UL 4248-4) – SV 9345.010/.030: Class J (UL 4248-8) **Note:** **SV 9345.010** May also be used for cylindrical fuses 22 x 58 mm to French standards without UL licensing. **Approvals:** c UL us LISTED E235931 **Standards:** UL 512, C 22.2 No. 39	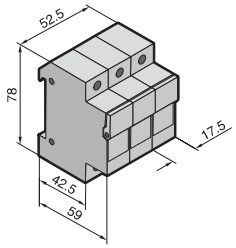	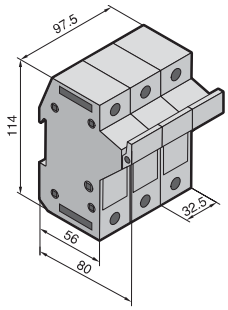	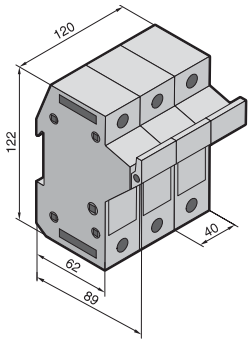
Fuse type (class)	CC	J	J
Rated operating current	30 A	30 A	60 A
Rated operating voltage	600 V AC	600 V AC	600 V AC
Fuse size mm	10 x 38	21 x 57	27 x 60
Switching capacity RMS Sym. Rating	200 kA	200 kA	200 kA
Min. voltage, indicator light	115 V≃	115 V≃	115 V≃
Contact hazard protection	IP 20[1)]	IP 20[1)]	IP 20[1)]
Model No. SV	**9345.000** UL	**9345.010** UL	**9345.030** UL
Assembly data for applications to UL			
Tightening torque – Terminal screw	2 Nm 14.75 in-lbs solid/stranded Cu	4 Nm 35 in-lbs solid/stranded Cu	5 Nm 45 in-lbs solid/stranded Cu
Conductor connection	AWG 6 – 14	AWG 2 – 14	AWG 2 – 14

[1)] In the operating area.

RiLine Class fuse elements

Fuse holder 61 – 400 A (3-pole)

Catalogue 33, page 309

Design	Fuse holder for mounting plate assembly			Fuse holder for 60 mm busbar systems		
For use of J-Class fuses to UL 4248-8. **Approvals:** E235931 **Standards:** UL 4248-1/UL 4248-8 CSA C22.2 No. 4248.107 CSA C22.2 No. 4248.8-07	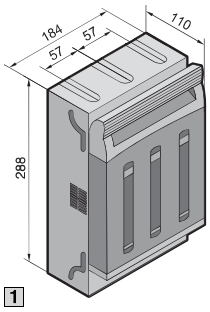			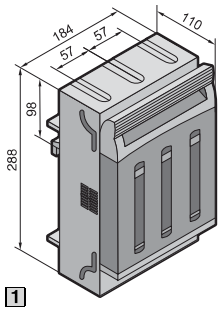		
	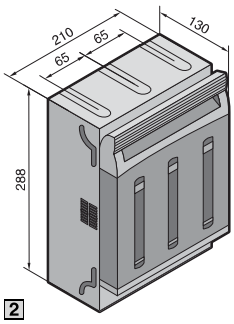			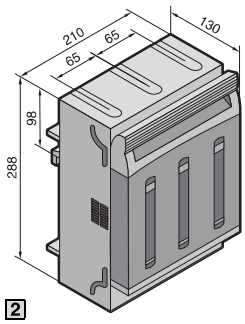		
	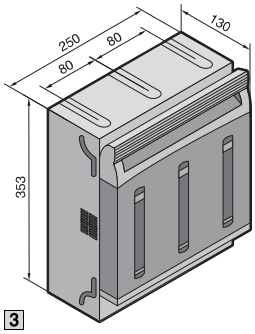			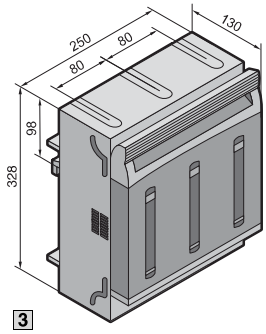		
	Hole size 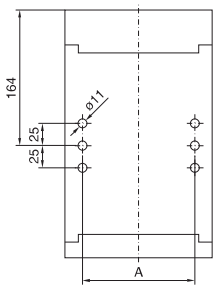					
	Model No. SV / A 1 SV 9345.110 / 150 2 SV 9345.210 / 166 3 SV 9345.410 / 195					
Design	1	2	3	1	2	3
Rated operating current	61 – 100 A	101 – 200 A	201 – 400 A	61 – 100 A	101 – 200 A	201 – 400 A
Rated operating voltage	600 V AC	600 V AC	600 V AC	600 V AC	600 V AC	600 V AC
Fuse size mm	29 x 118	41 x 146	54 x 181	29 x 118	41 x 146	54 x 181
Contact hazard protection	IP 10	IP 10	IP 10	IP 10	IP 10	IP 10
Model No. SV	**9345.110**	**9345.210**	**9345.410**	**9345.100**	**9345.200**	**9345.400**
Assembly data for applications to UL						
Tightening torque Nm – Rail attachment – Terminal screw	– 12	– 20	– 20	6 12	8 20	8 20
Type of connection	Box terminal	Box terminal	Box terminal	Box terminal	Box terminal	Box terminal
Conductor connection	AWG 2 – MCM 300	AWG 4/0 – MCM 600	AWG 4/0 – MCM 600	AWG 2 – MCM 300	AWG 4/0 – MCM 600	AWG 4/0 – MCM 600
Material specifications						
Contact track: E-Cu, silver-plated	■	■	■	■	■	■
Terminal: Cast brass, nickel-plated	■	■	■	■	■	■