
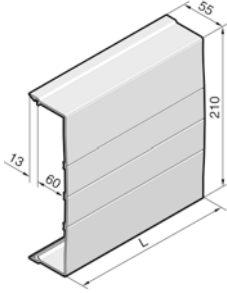
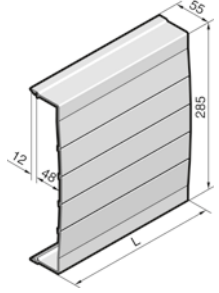





Power distribution

RiLine accessories: Contact hazard protection

Cover sections


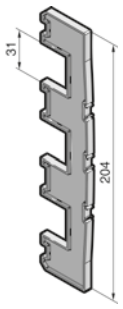
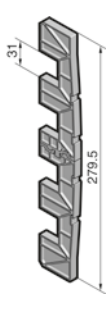


Catalogue 33, page 315

For 60 mm busbar systems Note: If the cover section is loaded from the front, the support panel is needed for stability. Approvals: c  US LISTED E191125						
						
For RiLine60 busbar systems			3-pole		4-pole	
Flat bars			PLS 800	PLS 1600	Flat bars	30 x 10 PLUS PLS 1600 PLUS
Length (L) mm			Model No. SV		Model No. SV	
700			9340.200 		—	
1100			9340.210 		9340.214 	

Support panel


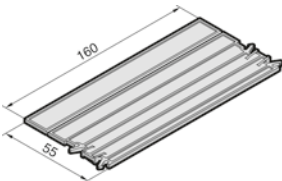
for cover section

Catalogue 33, page 315

For 60 mm busbar systems Approvals: c  US LISTED E191125						
						
For RiLine60 busbar systems			3-pole		4-pole	
Flat bars			PLS 800	PLS 1600	Flat bars	30 x 10 PLUS PLS 1600 PLUS
Model No. SV			9340.220 		9340.224 	

Cross members

Catalogue 33, page 315

For 60 mm busbar systems Approvals: c  US LISTED E191125			
Model No. SV		9340.230 