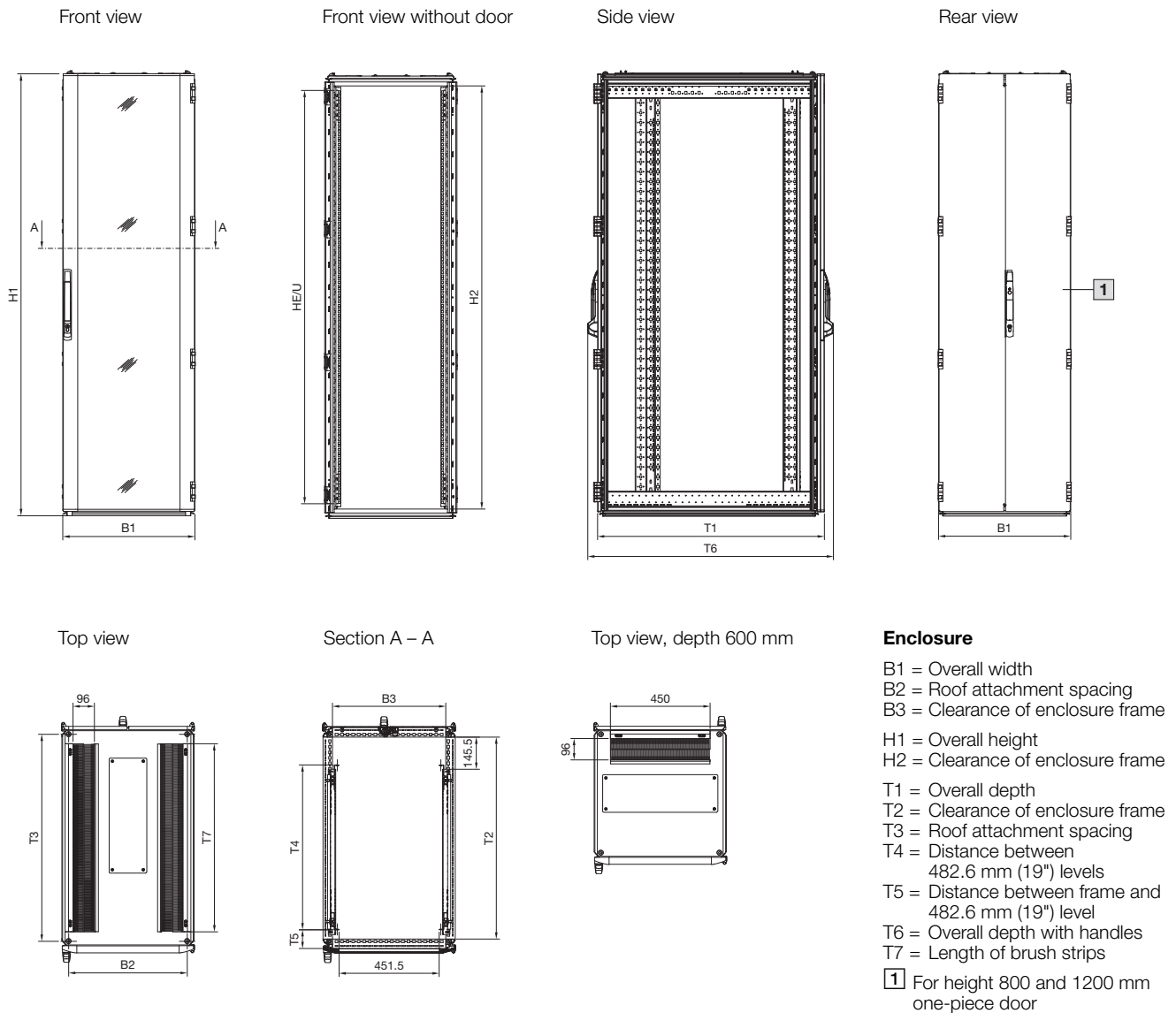


# Enclosures

## IT enclosure systems

### Network/server enclosures TS IT

with glazed door, with 482.6 mm (19") mounting angles, width 600 mm



#### Enclosure

B1 = Overall width  
 B2 = Roof attachment spacing  
 B3 = Clearance of enclosure frame

H1 = Overall height  
 H2 = Clearance of enclosure frame

T1 = Overall depth  
 T2 = Clearance of enclosure frame  
 T3 = Roof attachment spacing  
 T4 = Distance between 482.6 mm (19") levels  
 T5 = Distance between frame and 482.6 mm (19") level  
 T6 = Overall depth with handles  
 T7 = Length of brush strips

1 For height 800 and 1200 mm one-piece door

#### Note:

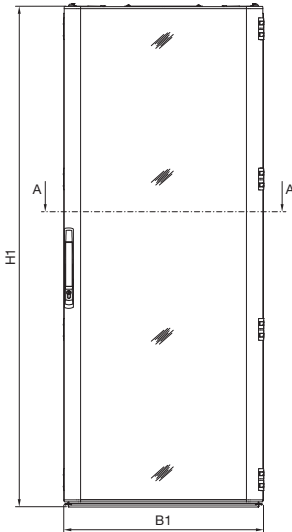
- With fitted side panels, the overall width (B1) is increased by 9 mm.
- Between bayed enclosures, allow 3 mm for the seal.

Model No. DK	U	Width dimensions mm			Height dimensions mm		Depth dimensions mm						
		B1	B2	B3	H1	H2	T1	T2	T3	T4	T5	T6	T7
5508.120	42	597	535	512	1998.5	1912	1024	912	935	745	84	1111	850
5510.120	42	597	535	512	1998.5	1912	1224	1112	1135	745	144	1311	1050
5513.120	47	597	535	512	2198.5	2112	1024	912	935	745	84	1111	850
5515.120	47	597	535	512	2198.5	2112	1224	1112	1135	745	144	1311	1050
5525.120	15	597	535	512	798.5	712	624	512	535	345	84	711	-
5526.120	24	597	535	512	1198.5	1112	624	512	535	345	84	711	-
5527.120	38	597	535	512	1798.5	1712	624	512	535	345	84	711	-
5528.120	38	597	535	512	1798.5	1712	824	712	735	545	84	911	650
5529.120	42	597	535	512	1998.5	1912	624	512	535	345	84	711	-
5530.120	42	597	535	512	1998.5	1912	824	712	735	545	84	911	650
5531.120	47	597	535	512	2198.5	2112	824	712	735	545	84	911	650

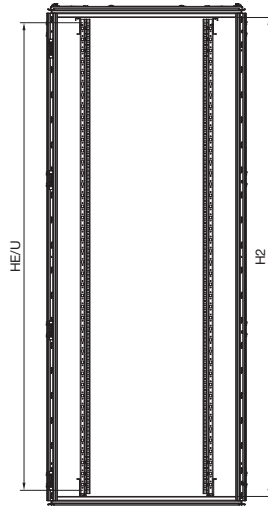
### Network/server enclosures TS IT

with glazed door, with 482.6 mm (19") mounting angles, width 800 mm

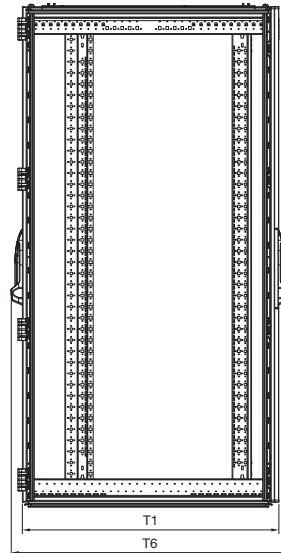
Front view



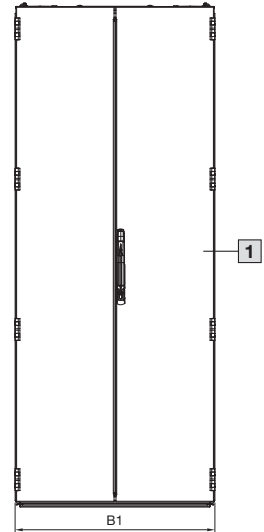
Front view without door



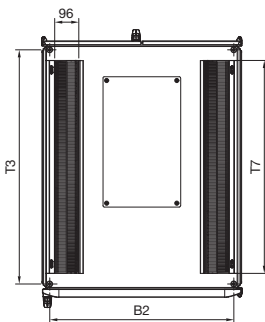
Side view



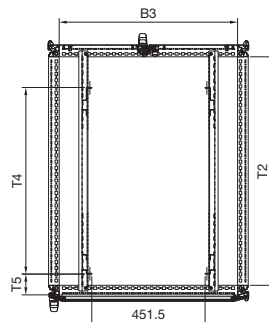
Rear view



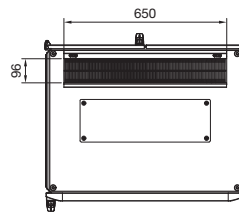
Top view



Section A – A



Top view, depth 600 mm



#### Enclosure

- B1 = Overall width
- B2 = Roof attachment spacing
- B3 = Clearance of enclosure frame
- H1 = Overall height
- H2 = Clearance of enclosure frame
- T1 = Overall depth
- T2 = Clearance of enclosure frame
- T3 = Roof attachment spacing
- T4 = Distance between 482.6 mm (19") levels
- T5 = Distance between frame and 482.6 mm (19") level
- T6 = Overall depth with handles
- T7 = Length of brush strips

**1** For height 1200 mm one-piece door

#### Note:

- With fitted side panels, the overall width (B1) is increased by 9 mm.
- Between bayed enclosures, allow 3 mm for the seal.

Model No. DK	U	Width dimensions mm			Height dimensions mm		Depth dimensions mm						
		B1	B2	B3	H1	H2	T1	T2	T3	T4	T5	T6	T7
5503.120	24	797	735	712	1198.5	1112	824	712	735	545	147	911	650
5504.120	24	797	735	712	1198.5	1112	1024	912	935	745	87	1111	850
5505.120	38	797	735	712	1798.5	1712	824	712	735	545	147	911	650
5506.120	42	797	735	712	1998.5	1912	624	512	535	445	87	711	-
5507.120	42	797	735	712	1998.5	1912	824	712	735	545	147	911	650
5509.120	42	797	735	712	1998.5	1912	1024	912	935	745	87	1111	850
5511.120	42	797	735	712	1998.5	1912	1224	1112	1135	745	147	1311	1050
5512.120	47	797	735	712	2198.5	2112	824	712	735	545	147	911	650
5514.120	47	797	735	712	2198.5	2112	1024	912	935	745	87	1111	850
5516.120	47	797	735	712	2198.5	2112	1224	1112	1135	745	147	1311	1050