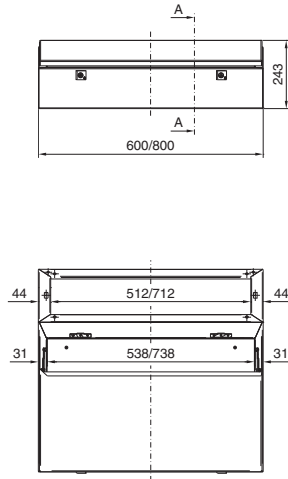
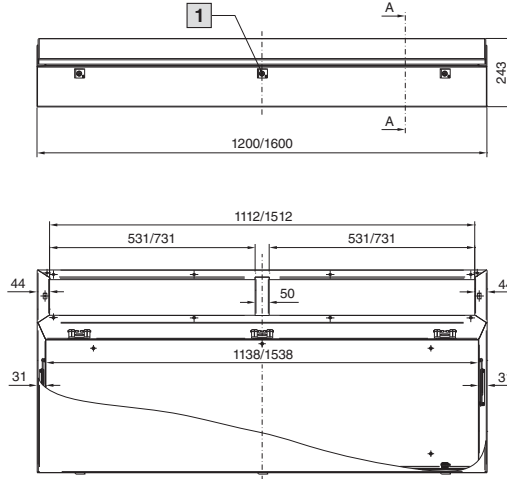


Pulpetin yläosat

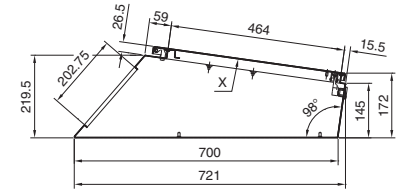
Leveys 600/800 mm
TP 6720.500, TP 6721.500



Leveys 1200/1600 mm
TP 6722.500, TP 6723.500



Leikkaus A - A

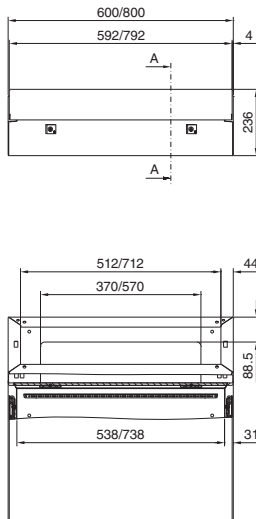


1 Vain leveys 1600 mm

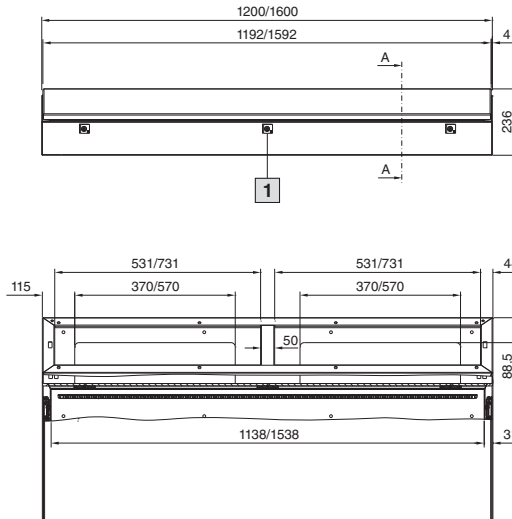
Ohje:
- Näkymä X, katso sivu 2

Pulpetin keskiosat, valmisteltu pulpetin yläosaa varten

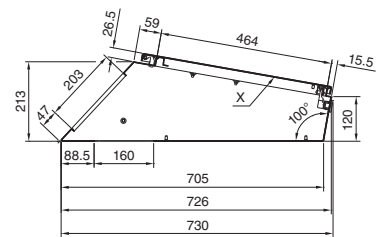
Leveys 600/800 mm
TP 6714.500, TP 6715.500



Leveys 1200/1600 mm
TP 6716.500, TP 6717.500



Leikkaus A - A



1 Vain leveys 1600 mm

Ohje:
- Näkymä X, katso sivu 2

KytKentäkaapit

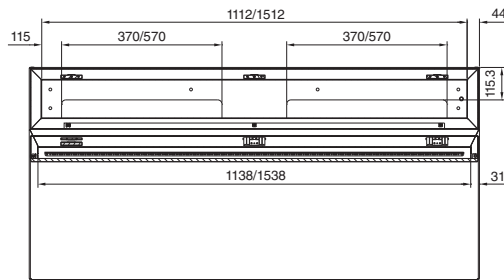
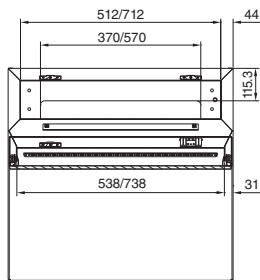
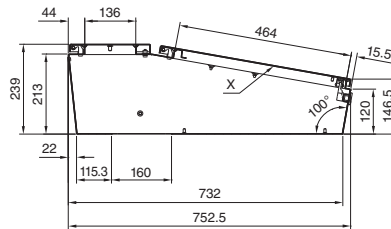
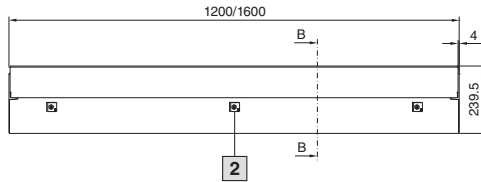
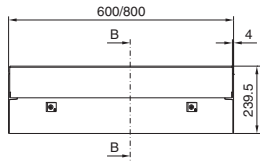
TopPult-järjestelmä TP

Pulpetin keskiosat, takaa saranoidulla kannella

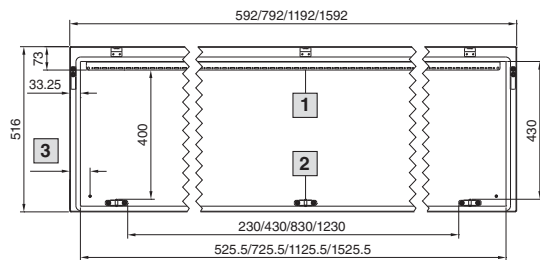
Leveys 600/800 mm
TP 6710.500, TP 6711.500

Leveys 1200/1600 mm
TP 6712.500, TP 6713.500

Leikkaus A – A



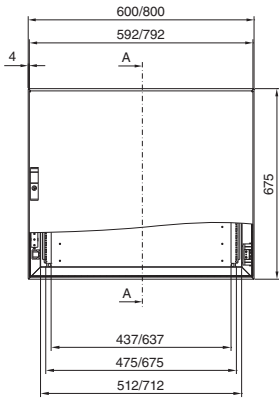
Näkymä X



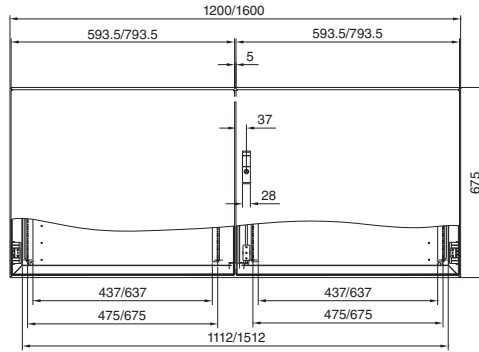
- 1 Ei leveydessä 600/800 mm
- 2 Vain leveys 1600 mm
- 3 Leveys = 600/800/1200 = 63,5 mm
Leveys = 1600/163,5 mm

Pulpetin alaosat, syvyys 400 mm

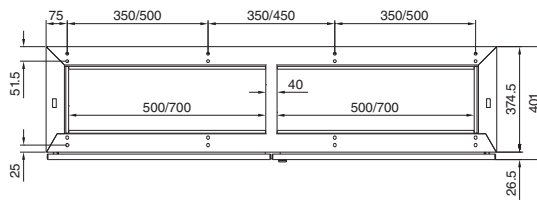
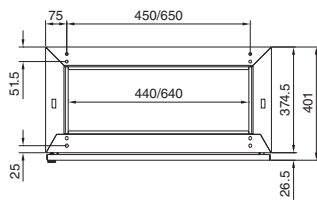
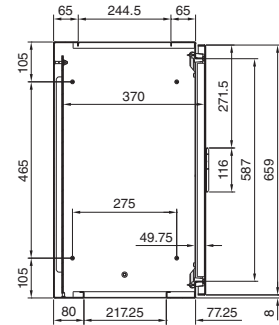
Leveys 600/800 mm
TP 6700.500, TP 6701.500



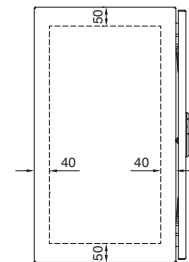
Leveys 1200/1600 mm
TP 6702.500, TP 6703.500



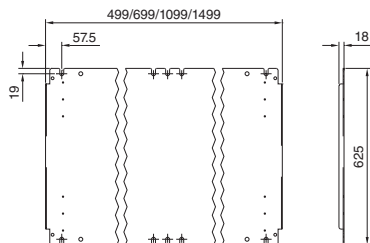
Leikkaus A – A



Asennusaukotus



Asennuslevy

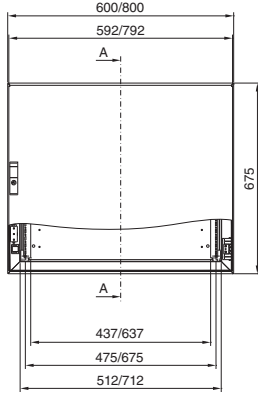


Kytentäkaapit

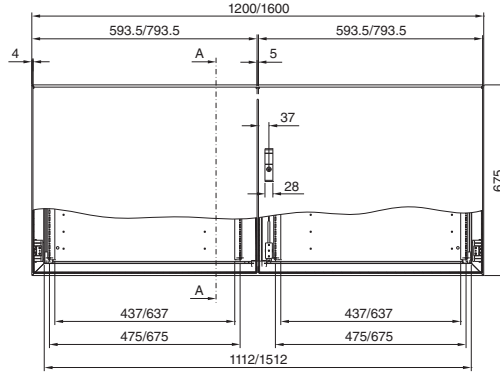
TopPult-järjestelmä TP

Pulpetin alaosat, syvyys 500 mm

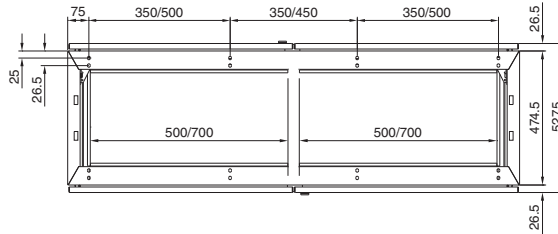
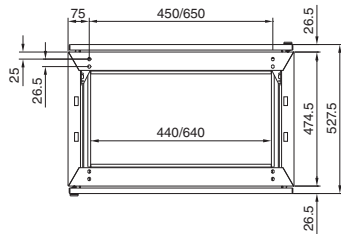
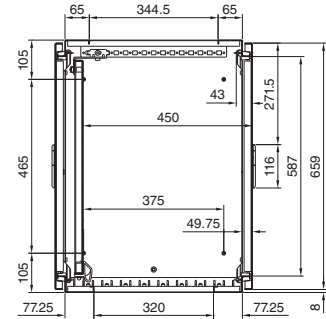
Leveys 600/800 mm
TP 6704.500, TP 6705.500



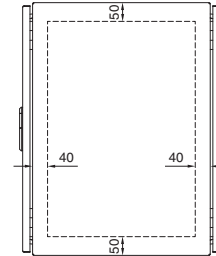
Leveys 1200/1600 mm
TP 6706.500, TP 6707.500



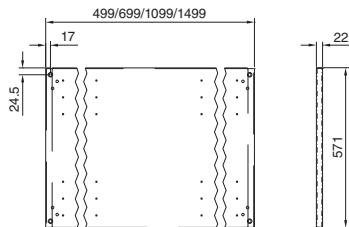
Leikkaus A – A



Asennusleikkaus

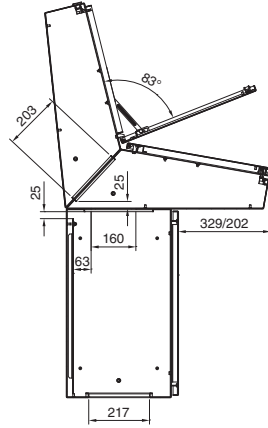
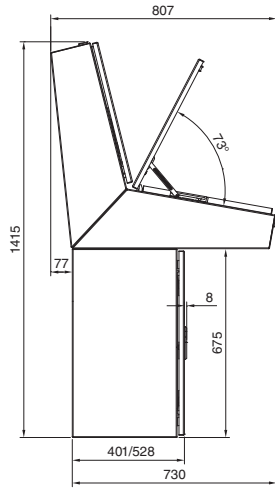


Asennuslevy

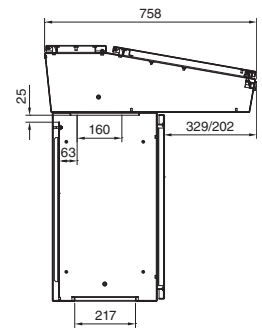
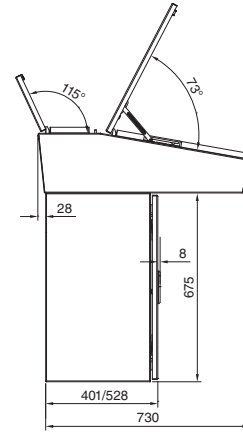


Yhdistämismahdollisuudet

Rakenne 3-osainen



Rakenne 2-osainen



Rakenne 1-osainen

