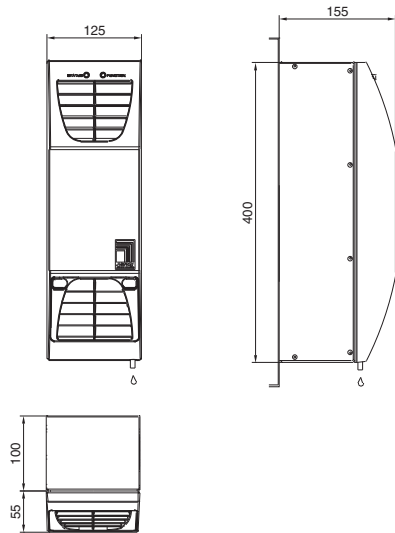


# Jäähdytys

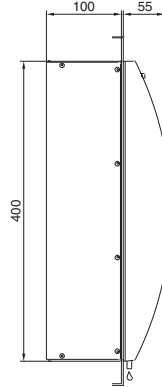
## Jäähdyttimet

### Termoelektrinen jäähdytin

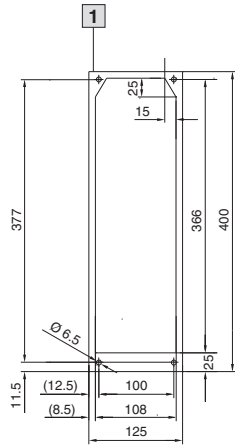
Pinta-asennus



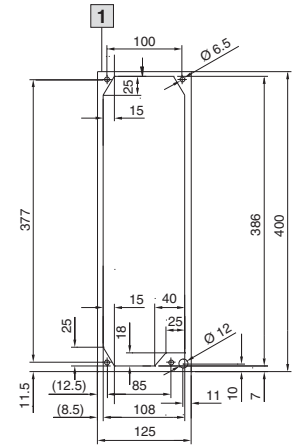
Upotusasennus



Asennusaukotus pinta-asennus



Asennusaukotus upotusasennus

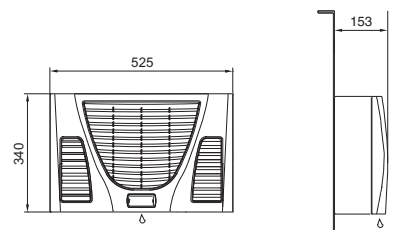


1 Jäähdyttimen ääriivi

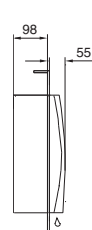
### Seinäasennettavat jäähdyttimet

TopTherm, poikittainen

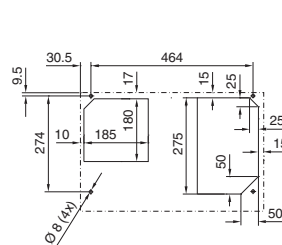
Pinta-asennus



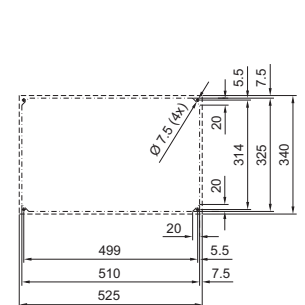
Upotusasennus



Asennusaukotus pinta-asennus

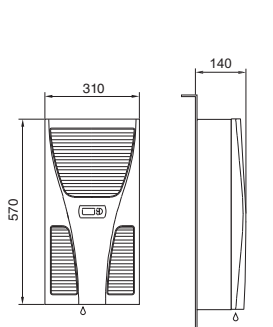


Asennusaukotus upotusasennus

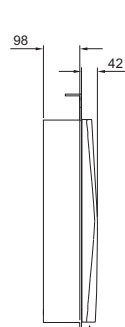


### TopTherm, SK 3302.XXX

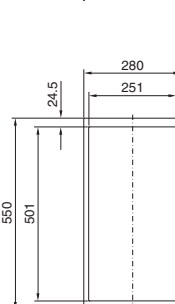
Pinta-asennus



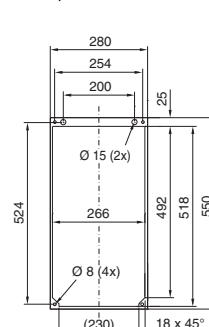
Upotusasennus



Asennusaukotus pinta-asennus

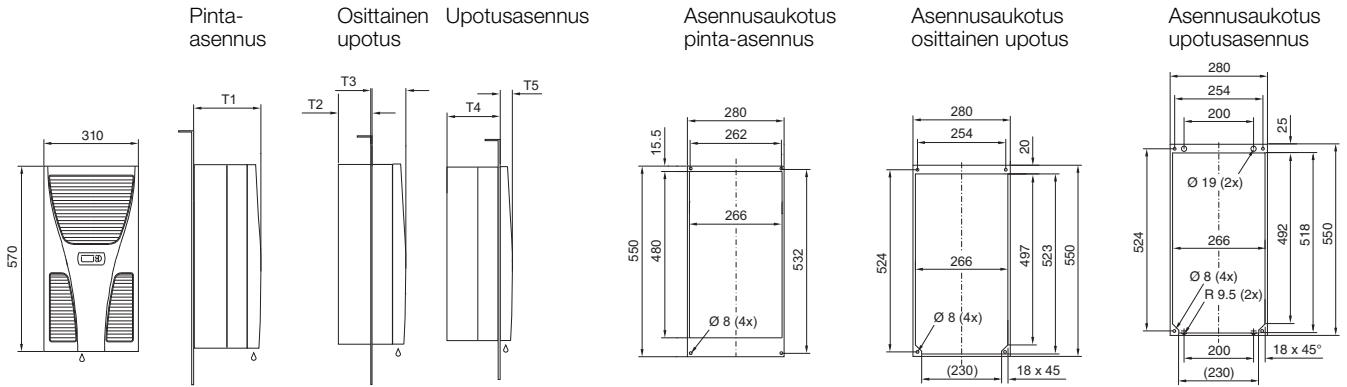


Asennusaukotus upotusasennus



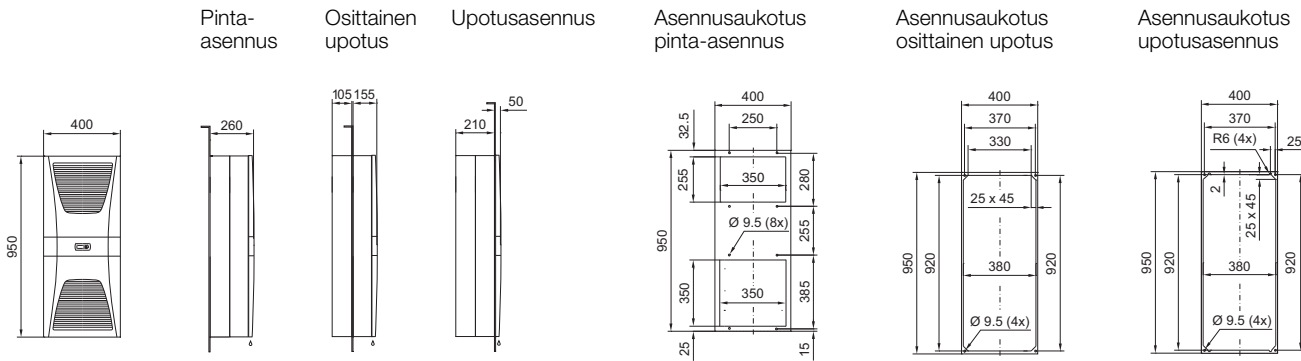
### Seinäasennettavat jäähdyttimet

TopTherm Blue e, SK 3303.XXX, SK 3361.XXX

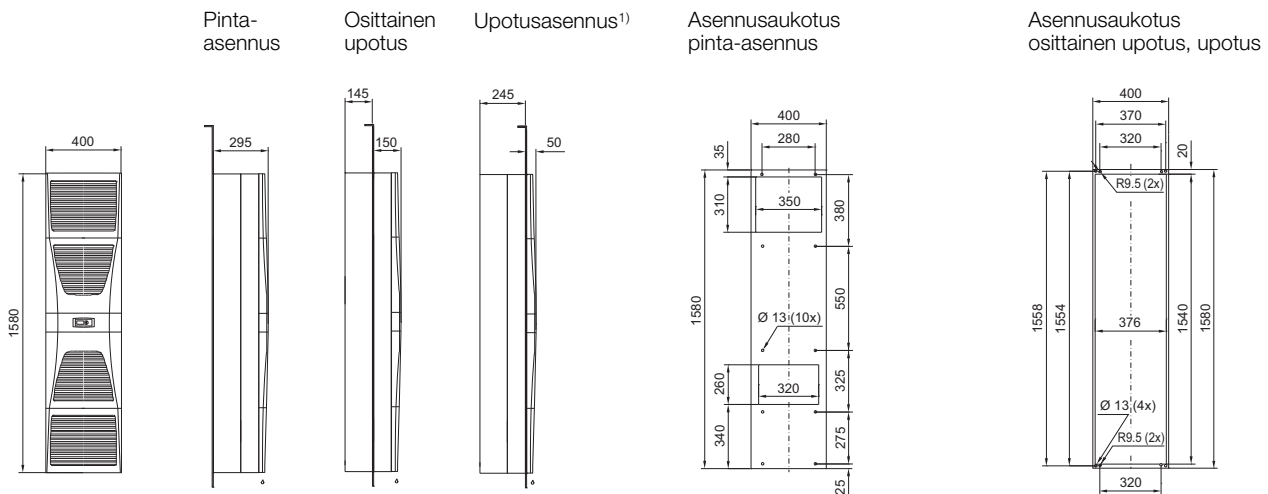


	T1	T2	T3	T4	T5
500 W	210	100	110	164	42
750 W	280	125	155	235	45

### TopTherm Blue e, SK 3304.XXX, SK 3305.XXX



### TopTherm Blue e, SK 3328.XXX, SK 3329.XXX



¹) Asennettaessa 600 mm leveisiinoviin asennusaukosta on siirrettävä vähintään 10 mm oven keskeltä saranoiden puolelle

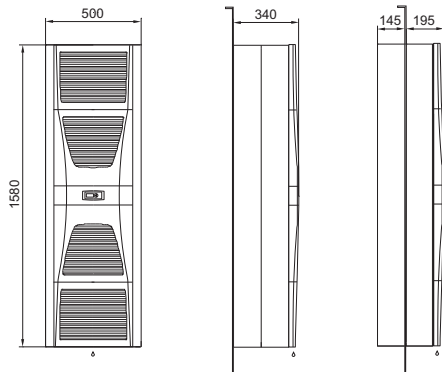
# Jäähdytys

## Jäähdyttimet

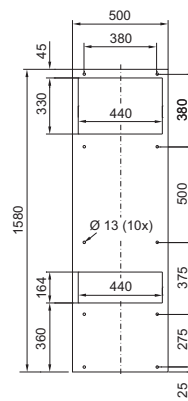
### Seinäasennettavat jäähdyttimet

TopTherm Blue e, SK 3332.XXX

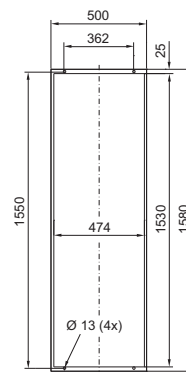
Pinta-asennus Osittainen upotus



Asennusaukotus pinta-asennus

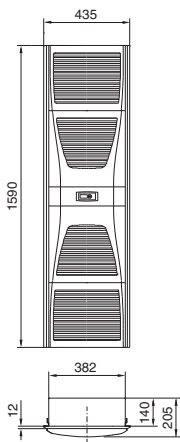


Asennusaukotus osittainen upotus



### TopTherm Blue e, Litteä, SK 3366.XXX

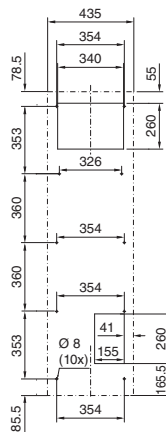
Pinta-asennus



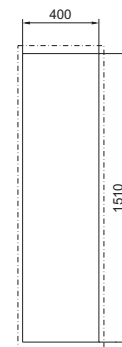
Upotusasennus



Asennusaukotus pinta-asennus

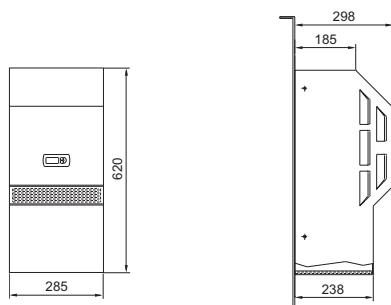


Asennusaukotus upotusasennus

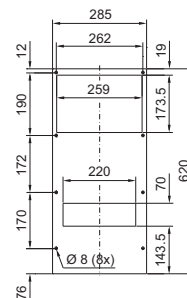


### TopTherm Blue e, NEMA 4X, SK 3303.XXX

Pinta-asennus



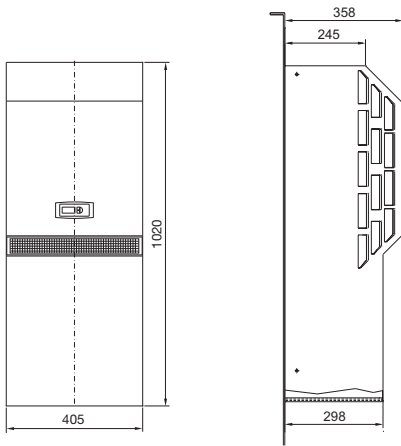
Asennusaukotus pinta-asennus



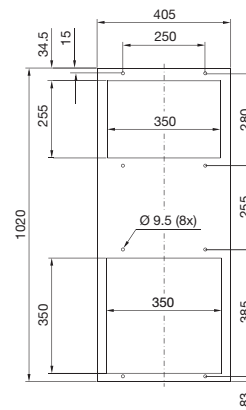
### Seinäasennettavat jäähdyttimet

TopTherm Blue e, NEMA 4X, SK 3304.XXX, SK 3305.XXX

Pinta-asennus

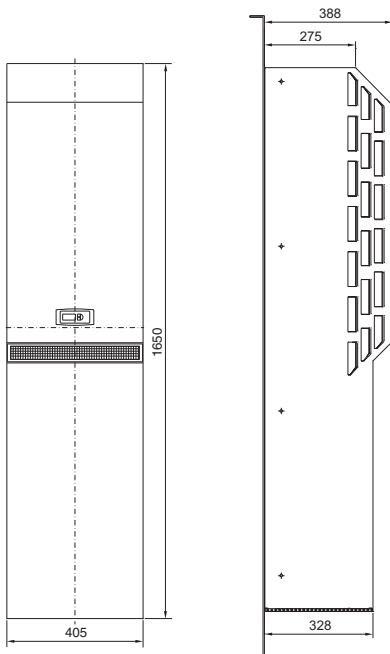


Asennusaukotus pinta-asennus



TopTherm Blue e, NEMA 4X, SK 3328.XXX, SK 3329.XXX

Pinta-asennus



Asennusaukotus pinta-asennus

