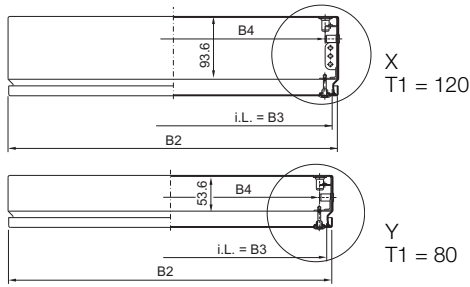
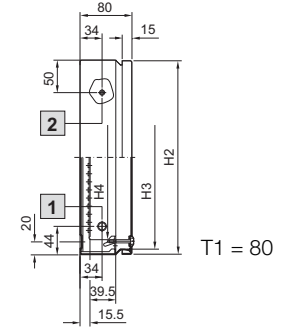
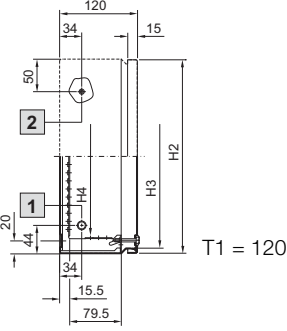
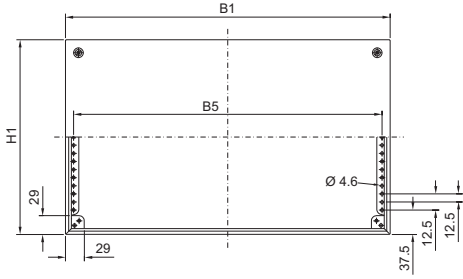


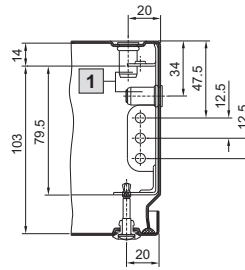
Endüstriyel panolar

Ex pano

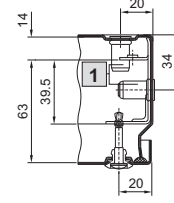
Paslanmaz çelik, vidalı kapaklı



X ögesi, T1 = 120



Y ögesi, T1 = 80



1 İç dişli M8 x 12 somun ile kör dişli rakor

2 Topraklama civatası M8 x 20

i.L. = İç kullanım genişliği

Model no.	9301.000	9302.000	9303.000	9304.000	9305.000	9306.000
Genişlik (B1) mm	150	300	200	300	400	300
Yükseklik (H1) mm	150	150	200	200	200	300
Derinlik (T1) mm	80	80	80	80	120	120
B2 = Kapak genişliği	148	298	198	298	398	298
B3 = Net açılma genişliği	132	282	182	282	382	282
B4 = Profilli çatalar arasındaki net genişlik	109	259	159	259	359	259
B5 = Profilli çatalının delik merkezi mesafesi	125	275	175	275	375	275
H2 = Kapak yüksekliği	148	148	198	198	198	298
H3 = Net açılma yüksekliği	132	132	182	182	182	282
H4 = Profilli çatalar arasındaki net yükseklik	100	100	150	150	150	250