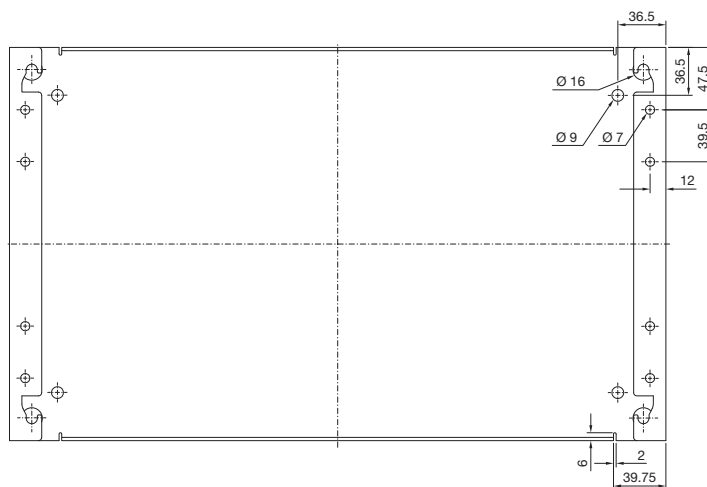
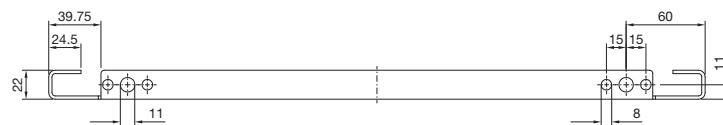
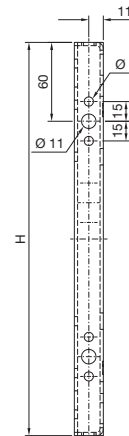



# Accesorios

## Equipamiento interior

### Placa de montaje parcial



Referencia	Anchura (B)	Altura (H)
<b>8617.510</b>	499	299
<b>8617.520</b>	499	399
<b>8617.530</b>	499	499
<b>8617.540</b>	499	699
<b>8617.550</b>	499	774
<b>8617.560</b>	699	299
<b>8617.570</b>	699	399
<b>8617.580</b>	699	699
<b>8617.590</b>	899	299
<b>8617.600</b>	899	399
<b>8617.610</b>	899	499
<b>8617.620</b>	1099	299
<b>8617.630</b>	1099	399
<b>8617.640</b>	1099	499