

Rittal – The System.

Faster – better – everywhere.

Cable entry, modular

The flexible sealing system with minimal assembly work



ENCLOSURES

POWER DISTRIBUTION

CLIMATE CONTROL

IT INFRASTRUCTURE

SOFTWARE & SERVICES

FRIEDHELM LOH GROUP





More options, thanks to individual, flexible cable management in the gland plate or on any sufficiently large surface.



Efficiency

Up to 24 knockouts for cable glands ranging from M12 to M50, suitable for large cable volumes and high packaging densities.

Flexibility

Extremely flexible, even retrospectively, with the option of using cable glands on the gland plate and inserting pre-assembled cables into the enclosure. The protection category is retained up to IP 66.



Ease of assembly

Individual seal inserts for cable diameters from 3 to 25 mm ensure optimum sealing, even when using pre-assembled cables.

Universal

The sealing frame allows quick, easy, secure cable entry on any sufficiently large surface, or directly onto 24- or 16-pole connector cut-outs.



Safety

The locking clip effectively prevents the seal inserts from being accidentally pressed into the enclosure.



Cable entry, modular



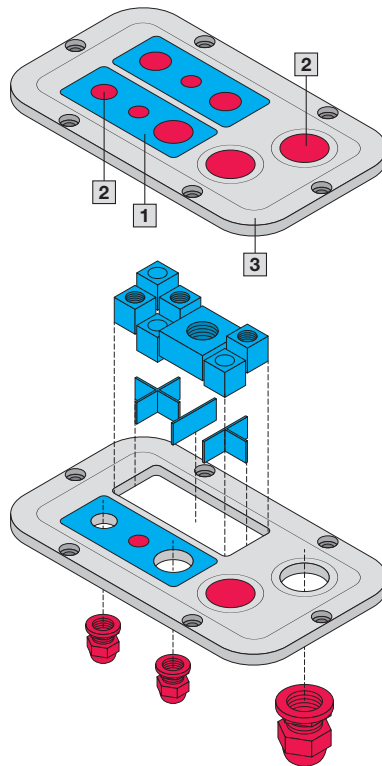
Cable entry, modular

The modular cable gland offers extensive flexibility with the entry of assembled and unassembled cables, with or without connectors. Depending on the cable cross-section, suitable modules may be selected to retain the high protection category of IP 66 after cable entry.

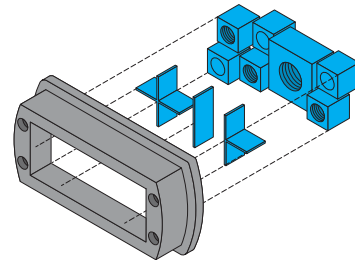
The gland plate design also supports mixed use with standard cable glands. In this way, even cables prefitted with connectors may be safely inserted into the enclosure retrospectively. The gland plate version offers seven different gland plate sizes. The system may be used as a sealing frame on any sufficiently large surface.

Modular cable entry as gland plate for AX

- 1 Cable entry, modular
- 2 Cable glands, see page 7
- 3 Plastic gland plates, see page 6



Modular cable entry as sealing frame plate for AX, KX



Sealing frame

for cable entry, modular

For the universal use of the cable gland, on a modular basis on all surfaces and walls, for feeding through pre-fabricated cables with connectors. Can also be mounted onto 24-pole or 16-pole connector cut-outs.

Material:

- Plastic

Colour:

- Black

Protection category IP to IEC 60 529:

- IP 66

Supply includes:

- Sealing frame
- Locking frame

Number of small seal inserts	For cut-out mm	Model No.
10	113.5 x 46 (24-pole)	2583.100
8	91 x 46 (16-pole)	2583.080



Also required:

- Inlay for cable entry, modular, see page 5
- Seal inserts for cable entry, modular, see page 5

Cable entry, modular

Inlay

for cable entry, modular

Individual inserts to subdivide the cut-outs in the plastic gland plate and the sealing frame for the modular cable gland.


Material:

– Plastic

Colour:

– Black

Version	Packs of	Model No.
1 slot	5 pc(s).	2582.100
2 slots	5 pc(s).	2582.200
4-way	5 pc(s).	2582.400
6 slots	5 pc(s).	2582.600



Seal inserts

for cable entry, modular

In conjunction with the inlays, the seal inserts allow individual cable entry, even with preassembled cables.

Material:

– Plastic

Colour:

– RAL 7035




Accessories:

– When using as a gland plate:
Locking clip for seal inserts, see page 5

Seal inserts, small

For cable diameter	Packs of	Model No.
Solid	10 pc(s).	2580.000
3 mm	10 pc(s).	2580.003
4 mm	10 pc(s).	2580.004
5 mm	10 pc(s).	2580.005
6 mm	10 pc(s).	2580.006
7 mm	10 pc(s).	2580.007
8 mm	10 pc(s).	2580.008
9 mm	10 pc(s).	2580.009
10 mm	10 pc(s).	2580.010
11 mm	10 pc(s).	2580.011
12 mm	10 pc(s).	2580.012
13 mm	10 pc(s).	2580.013
14 mm	10 pc(s).	2580.014



Seal inserts, large

For cable diameter	Packs of	Model No.
Solid	5 pc(s).	2580.100
15 mm	5 pc(s).	2580.115
16 mm	5 pc(s).	2580.116
17 mm	5 pc(s).	2580.117
18 mm	5 pc(s).	2580.118
19 mm	5 pc(s).	2580.119
20 mm	5 pc(s).	2580.120
21 mm	5 pc(s).	2580.121
22 mm	5 pc(s).	2580.122
23 mm	5 pc(s).	2580.123
24 mm	5 pc(s).	2580.124
25 mm	5 pc(s).	2580.125

Locking clip for seal inserts

for cable entry, modular

The locking clips ensure the seal inserts are held securely and cannot be accidentally pushed into the enclosure.

Material:

– Plastic

Packs of	Model No.
10 pc(s).	2583.120



Cable entry, modular



Plastic gland plates

for cable entry, modular, with metric knockouts, for AX

Simply pierce the plastic knockouts, and pull through the cable. Additional rectangular cut-outs and reinforcement frame allow the modular cable gland to be installed directly.

Temperature range:

– Suitable for use from -40 °C...+80 °C

Material:

– Plastic to UL 94-V0

Colour:

– RAL 7035

Protection category IP to IEC 60 529:

– IP 66 if installed correctly

Note:

– The applicable size may be taken from the relevant product ordering page

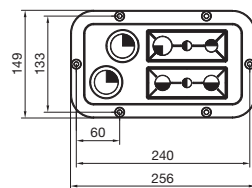


Accessories:

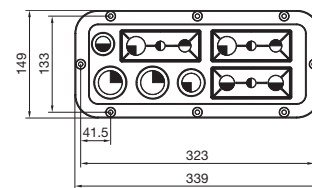
- Cable entry, modular, see page 4
- Cable glands, see page 7

Model No.	2561.200	2562.200	2563.200	2564.200	2565.200	2566.200	2567.200
Packs of	1 pc(s).	1 pc(s).	1 pc(s).	1 pc(s).	1 pc(s).	1 pc(s).	1 pc(s).
Gland plate	Size 1	Size 2	Size 3	Size 4	Size 5	Size 6	Size 7
Dimensions W x D mm	256 x 149	339 x 149	447 x 149	534 x 149	301 x 221	401 x 221	436 x 221
	Diameter mm		Number of cable entries				
	M12	2	3	4	5	4	4
	M16	1	2	3	4	4	5
	M20	2	3	5	6	4	5
	M25	1	3	3	5	3	4
	M32	2	2	1	1	1	1
	M40	–	–	1	1	1	1
	M50	–	–	–	–	–	1
Rectangular cut-outs	2	3	4	6	5	6	6

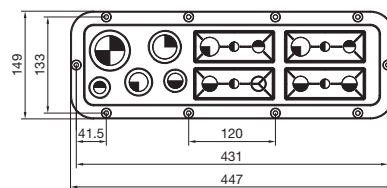
Size 1



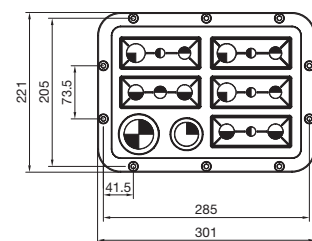
Size 2



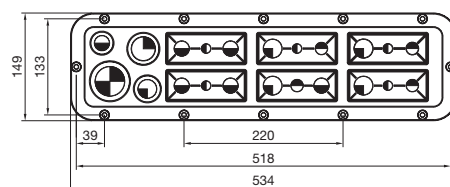
Size 3



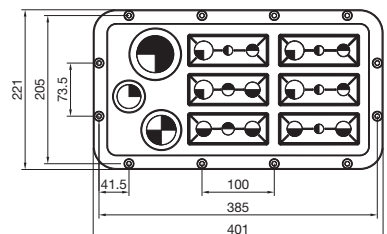
Size 5



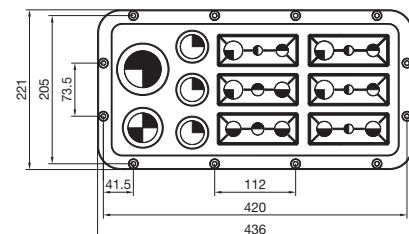
Size 4



Size 6



Size 7



Cable entry, modular

Cable gland, brass

Benefits:

- Because the gland and lock nut are sold together in a single pack, this saves additional ordering and storage
- Clamping membranes for even tightening and strain relief to protect the cables

Material:

- Brass
- Seal: TPE/NBR

Surface finish:

- Nickel-plated

Protection category IP to IEC 60 529:

- IP 68 (1 bar, 30 min.)

Approvals:

- VDE

Size	Packs of	Model No.
M12 x 1.5	15 pc(s).	2411.801
M16 x 1.5	15 pc(s).	2411.811
M20 x 1.5	10 pc(s).	2411.821
M25 x 1.5	10 pc(s).	2411.831
M32 x 1.5	5 pc(s).	2411.841
M40 x 1.5	4 pc(s).	2411.851
M50 x 1.5	2 pc(s).	2411.861
M63 x 1.5	1 pc(s).	2411.871



Cable gland, polyamide

Benefits:

- Because the gland and lock nut are sold together in a single pack, this saves additional ordering and storage
- Clamping membranes for even tightening and strain relief to protect the cables

Material:

- Polyamide 6
- Seal: Neoprene

Colour:

- RAL 7035

Protection category IP to IEC 60 529:

- IP 68 (1 bar, 30 min.)

Approvals:

- VDE

Size	Packs of	Model No.
M12 x 1.5	50 pc(s).	2411.601
M16 x 1.5	50 pc(s).	2411.611
M20 x 1.5	50 pc(s).	2411.621
M25 x 1.5	25 pc(s).	2411.631
M32 x 1.5	15 pc(s).	2411.641
M40 x 1.5	5 pc(s).	2411.651
M50 x 1.5	5 pc(s).	2411.661
M63 x 1.5	3 pc(s).	2411.671



EMC cable gland

The cable sheathing may optionally be interrupted at the contact point or removed completely inside the enclosure. The cable shielding in the enclosure is retained. The supplied lock nut cuts automatically into the paint when screwed onto spray-finished enclosure surfaces, thus creating a conductive connection.

Protection category IP to IEC 60 529:

- IP 68

Cable glands, metric

Size	Cable diameter mm	Minimum shield diameter ¹⁾ mm	Packs of	Model No.
M16	4.5 – 10	3	5 pc(s).	2843.160
M20	6 – 12	5	5 pc(s).	2843.200
M25	11 – 17	8	5 pc(s).	2843.250
M32	15 – 21	10	1 pc(s).	2843.320
M40	19 – 28	15	1 pc(s).	2843.400
M50	27 – 38	19	1 pc(s).	2843.500
M63	34 – 44	30	1 pc(s).	2843.630

¹⁾ Minimum shield diameter = cable diameter minus cable sheathing



Rittal – The System.

Faster – better – everywhere.

- Enclosures
- Power Distribution
- Climate Control
- IT Infrastructure
- Software & Services

You can find the contact details of all Rittal companies throughout the world here.



www.rittal.com/contact



XWWW00186EN2510



FRIEDHELM LOH GROUP

