

Rittal – The System.

Faster – better – everywhere.

VX SE free-standing enclosure system

Because often, simple is best



ENCLOSURES

POWER DISTRIBUTION

CLIMATE CONTROL

IT INFRASTRUCTURE

SOFTWARE & SERVICES



FRIEDHELM LOH GROUP

Rittal and Eplan

Your benefits at a glance



Rittal is one of the world's leading system suppliers of enclosures, power distribution, climate control, IT infrastructure, automation solutions and software & services

1. Engineering

- Error-free, flexible processes throughout the entire value chain with the digital twin
- High-quality 3D data in the EPLAN Data Portal
- 3D-assisted design with EPLAN Pro Panel

2. Sourcing

- Error-free product configuration with the Rittal Configuration System
- Interfaces with EPLAN engineering tools
- Simple ordering and fast delivery of Rittal standard products

More productive – with digitalization and prototyping

Faster – with configuration aids and an online shop

More reliable – with our smart, global service

Better – with Industry 4.0 and automation



Eplan delivers software and service in all fields of electrical engineering, automation and mechatronics.

3. Manufacturing

- Rittal's fully automated production processes guarantee precision machining, population and wire assembly
- Straightforward wiring with EPLAN Smart Wiring
- All work stations can be linked together with the digital twin

4. Operations

- Minimised downtimes and efficient production with the Rittal Global Service
- Predictive maintenance via IoT linking of Rittal cooling units
- The cloud-based solution EPLAN eVIEW allows a cross-locational overview of all project data

AX too small?

The VX SE free-standing enclosure system is an effective alternative for situations where an AX compact enclosure is not big enough.



ENCLOSURES

POWER DISTRIBUTION

CLIMATE CONTROL

FRIEDHELM LOH GROUP

VX25 too large?

The VX SE free-standing enclosure system is an effective alternative for situations where VX25 buying is not required.



VX SE – the solution

Reap the benefits of the VX SE for your project:

- Minimal ordering and assembly work, thanks to the solid side panels and roof
- Body produced from a single piece for maximum stability and torsional rigidity
- High protection category up to IP 66/NEMA 4 or 4X
- The smart enclosure design from a single piece ensures good EMC properties
- All engineering is fully transferable from VX to VX SE
- Identical accessories platform as VX
- Wide range of dimensions up to a width of 1800 mm, may replace up to three bayed enclosures
- Depths of 300 mm are ideally suited for applications in confined spaces, such as building services

IT INFRASTRUCTURE

SOFTWARE & SERVICES



High level of protection

Solid side panels and roof. Eliminating the gaps between the roof, side panel and frame helps to prevent dirt deposits.

Reliable pre-fixing

The clip at the top of the mounting plate holds it in place during one-person assembly until the plate can be screwed into position. The mounting plate is depth-adjustable on a 25 mm pitch pattern without the need for tools.

Ease of placement

The printed pitch pattern allows components to be easily and quickly positioned on the mounting plate – no measuring required.

Digitalization

Fully automated incorporation into the production workflow is easy with the QR code, for seamless digital monitoring at every stage, from incoming materials right through to the finished product.





Compatible with VX25

The VX SE adaptor rail is fully compatible with the VX25 allowing for common interior assembly.

Flexible interior installation

Interior installation with regard to depth couldn't be simpler, thanks to punched sections with mounting flanges 17 x 73 mm.



Installation options

The continuous pattern of square punchings enables the use of M5/M6/M8 cage nuts to create more mounting options at all levels.



Reliable engineering

Rittal's customers are aided throughout the automated production process and when working with virtual prototypes, by accessing a comprehensive selection of conversion and planning tools:


- EPLAN Pro Panel
- 2D/3D CAD data
- ecl@ss Advanced
- Technical documentation
- Data for planners

Reduce ordering and assembly work

No need to order side panels or buying accessories separately. What is more, mounting plate infills are no longer required, thanks to the seamless mounting plate.

Flexibility and potential savings

With enclosures available in widths of up to 1800 mm, a stand-alone enclosure can replace bayed suites of up to three enclosures. Only one wide base/plinth is needed. Sealing is likewise unnecessary.



Stainless steel

The high-quality stainless steel surface finish with a brushed grain size of 400 and a depth of $< 0.8 \mu\text{m}$ prevents deposits of dirt and dust.

Sheet steel

The three-stage surface treatment process guarantees maximum protection against corrosion and is resistant to mineral oils, lubricants, machining emulsions and most solvents.

System platform

The uniform system platforms in sheet steel and stainless steel enclosures create a unique variety of configurations with identical engineering.

Enhanced safety

The high protection category of up to IP 66/ NEMA 4 or 4X and NEMA 3R supports a wide range of applications for the VX SE. It also offers IK 10 impact protection and UL approval.



Handling and ergonomics

Integral gland plates in the base allow exceptionally simple cable entry into the super-airtight IP 66/NEMA 4 and 4X enclosures, as an ergonomic preparation for cable entry.



300 mm

180°



Space-saving

Depths of 300 mm are ideally suited for any applications in confined spaces, such as building services.

Safety

With this smart design, the side panels, roof and enclosure frame are conductively connected, so that no additional earthing is required. When using Rittal climate control equipment and Rittal fan-and-filter units in the rear panel, no additional earthing is required.



Effective shielding

Good EMC properties are guaranteed thanks to the smart enclosure construction from one single piece.



Flexible

Flexible positioning of the cable clamp rail on a 25 mm pitch pattern to fit the mounting plate.

Versatile

Flexible cable entry options with a versatile range of accessories and multi-piece gland plate design.



Time-saving

Simple screw fastening of the gland plates is fast, and automatically creates potential equalisation in a single step.

Transparency

The identifying dimensions stamped into the gland plates make it easier to allocate gland plates the matching enclosure.

Space for cables

The large opening in the stable base frame makes it much easier to install cables.



Labour-saving

The earthing points with standardised markings provide helpful assists, enabling quicker work flow.

Rigidity

The double edge fold on the gland plates prevents bending even under heavy loads and guarantees the required high degree of protection.

Cable-friendly

Rounded edges prevent cables routed under the enclosure from being damaged.

VX SE free-standing enclosure system, sheet steel



					Basic enclosure, sheet steel	IP 66/NEMA 4, sheet steel
Material and surface finish:					<ul style="list-style-type: none"> Enclosure: Sheet steel, 1.5 mm, dipcoat-primed, powder-coated on the outside, textured paint Door: Sheet steel, 2 mm, dipcoat-primed, powder-coated on the outside, textured paint Rear panel: Sheet steel, 1.5 mm, dipcoat-primed, powder-coated on the outside, textured paint Mounting plate: Sheet steel, 3 mm, zinc-plated, passivated Gland plates: Sheet steel, 1.5 mm, zinc-plated, passivated 	Material and surface finish: <ul style="list-style-type: none"> Enclosure: Sheet steel, 1.5 mm, dipcoat-primed, powder-coated on the outside, textured paint Door: Sheet steel, 2 mm, dipcoat-primed, powder-coated on the outside, textured paint Rear panel: Sheet steel, 1.5 mm, dipcoat-primed, powder-coated on the outside, textured paint Mounting plate: Sheet steel, 3 mm, zinc-plated, passivated Base: Sheet steel, 1.5 mm, dipcoat-primed and powder-coated, textured paint
Colour:					– RAL 7035	– RAL 7035
Protection category IP to IEC 60 529:					– IP 55	– IP 66
Protection category to UL 50E:					– Type 12 (NEMA 12), 3R	– Type 4 (NEMA 4), 3R
Supply includes:					<ul style="list-style-type: none"> Enclosure, solid top and sides Door(s) R/h door hinge with single-door enclosures, may be swapped to opposite side Mounting plate Gland plates Rear panel, detachable Lock: 3 mm double-bit 2 punched rails 18 x 39 mm 	<ul style="list-style-type: none"> Enclosure, solid top and sides Door(s) R/h door hinge with single-door enclosures, may be swapped to opposite side Mounting plate Base including gland plates Rear panel, detachable Lock: 3 mm double-bit 2 punched rails 18 x 39 mm
Approvals:					– UL – cUL	– UL – cUL
Width mm	Height mm	Depth mm	Doors	Rear panel	Model No.	Model No.
600	1600	400	1	one-piece	–	–
600	1800	300	1	one-piece	5820.600	–
600	1800	400	1	one-piece	5830.600	5830.680*
600	1800	500	1	one-piece	–	–
600	2000	300	1	one-piece	5821.600	–
800	1800	300	1	one-piece	5822.600	–
800	1800	400	1	one-piece	5831.600	5831.680*
800	1800	500	1	one-piece	–	–
800	2000	300	1	one-piece	5823.600	–
800	2000	400	1	one-piece	5832.600	–
800	2000	500	1	one-piece	5833.600	–
800	2000	600	1	one-piece	5834.600	5834.680**
1000	1800	400	2	one-piece	5840.600	–
1200	1800	300	2	one-piece	5824.600	–
1200	1800	400	2	one-piece	5841.600	–
1200	2000	300	2	one-piece	5825.600	–
1200	2000	400	2	one-piece	5843.600	–
1200	2000	500	2	one-piece	5844.600	–
1200	2000	600	2	one-piece	5845.600	–
1600	1800	400	2	two-piece	5842.600	–
1800	2000	500	2	two-piece	5846.600	–
1800	2000	600	2	two-piece	5847.600	–
System Catalogue 36					from page 142	from page 147

* Base including 1 gland plate ** Base including 2 gland plates

VX SE free-standing enclosure system, stainless steel



	Basic enclosure, stainless steel steel	IP 66/NEMA 4X, stainless steel
Material and surface finish:	<ul style="list-style-type: none"> – Enclosure: Stainless steel 1.4301 (AISI 304), 1.5 mm, exterior brushed, grain size 400 – Door: Stainless steel 1.4301 (AISI 304), 2 mm, exterior brushed, grain size 400 – Rear panel: Stainless steel 1.4301 (AISI 304), 1.5 mm, exterior brushed, grain size 400 – Mounting plate: Sheet steel, 3 mm, zinc-plated, passivated – Gland plates: Stainless steel 1.4301 (AISI 304), 1.5 mm, uncoated 	<ul style="list-style-type: none"> – Enclosure: Stainless steel 1.4301 (AISI 304), 1.5 mm, exterior brushed, grain size 400 – Door: Stainless steel 1.4301 (AISI 304), 2 mm, exterior brushed, grain size 400 – Rear panel: Stainless steel 1.4301 (AISI 304), 1.5 mm, exterior brushed, grain size 400 – Mounting plate: Sheet steel, 3 mm, zinc-plated, passivated – Base: Stainless steel 1.4301 (AISI 304), 1.5 mm, uncoated
Protection category IP to IEC 60 529:	– IP 55	– IP 66
Protection category to UL 50E:	– Type 12 (NEMA 12), 3R	– Type 4 (NEMA 4X), 3R
Supply includes:	<ul style="list-style-type: none"> – Enclosure, solid top and sides – Door(s) – R/h door hinge with single-door enclosures, may be swapped to opposite side – Mounting plate – Gland plates – Rear panel, detachable – Lock: 3 mm double-bit – 2 punched rails 18 x 39 mm 	<ul style="list-style-type: none"> – Enclosure, solid top and sides – Door(s) – R/h door hinge with single-door enclosures, may be swapped to opposite side – Mounting plate – Base including gland plates – Rear panel, detachable – Lock: 3 mm double-bit – 2 punched rails 18 x 39 mm
Approvals:	<ul style="list-style-type: none"> – UL – cUL 	<ul style="list-style-type: none"> – UL – cUL

Width mm	Height mm	Depth mm	Doors	Rear panel	Model No.	Model No.
600	1200	500	1	one-piece	5856.600	–
800	1200	500	1	one-piece	5857.600	–
1200	1200	500	1	one-piece	5858.600	–
600	1600	400	1	one-piece	5850.600	5850.680*
600	1800	300	1	one-piece	–	–
600	1800	400	1	one-piece	–	–
600	1800	500	1	one-piece	5851.600	–
600	2000	300	1	one-piece	–	–
800	1800	300	1	one-piece	–	–
800	1800	400	1	one-piece	–	–
800	1800	500	1	one-piece	5852.600	5852.680*
800	2000	300	1	one-piece	–	–
800	2000	400	1	one-piece	–	–
800	2000	500	1	one-piece	–	–
800	2000	600	1	one-piece	5853.600	5853.680**
1000	1800	400	1	one-piece	5854.600	–
1200	1800	300	2	one-piece	–	–
1200	1800	400	2	one-piece	–	–
1200	2000	300	2	one-piece	–	–
1200	2000	400	2	one-piece	–	–
1200	2000	500	2	one-piece	5855.600	–
1200	2000	600	2	one-piece	–	–
1600	1800	400	2	two-piece	–	–
1800	2000	500	2	two-piece	–	–
System Catalogue 36					from page 248	from page 250

* Base including 1 gland plate ** Base including 2 gland plates

System accessories



VX adaptor rail

Creates vertical compatibility between VX SE and VX25 for interior installation. The VX adaptor rail can be cut to length to customise configurations.



Punched sections with mounting flanges, 23 x 64 mm

Flexible interior installation on a 25 mm pitch pattern in conjunction with the VX adaptor rail. With the system punchings, cage nuts up to M8 can be used across three levels.

This allows you to securely fasten your own components with metric screws.



Punched sections without mounting flanges 23 x 64 mm and mounting rails 23 x 23 mm

For fixing at variable intervals and individually to the inner mounting surface of the enclosure frame. When mounted, the punched sections and rails sit flush to the enclosure frame. Thanks to the additional mounting bracket, they can be used with a pre-installed mounting plate and can also be cut to any required length.



Partial mounting plate

The partial mounting plates create additional mounting surfaces at all places in the enclosure. Suitable for use as a component shelf or hinged. May even be used on the tubular door frame.



Punched sections with mounting flanges, 17 x 73 mm

Ideal for straightforward configuration of the enclosure system or for cable routing from the door to the mounting plate. May be fitted directly to the profile.



Cage nut

M5, M6 or M8 cage nuts are quickly fitted anywhere in the enclosure by simply pushing into place, and which help to ensure high levels of work safety as well as the potential for internal equalisation. They may be used on the enclosure section as well as on punched sections and rails with square 12.5 x 11 mm punchings.



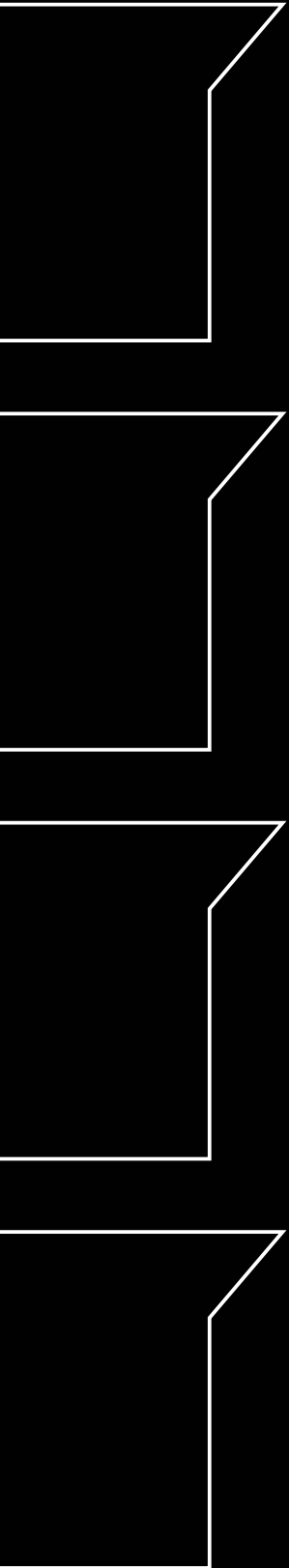
LED system light

Connection is just as straightforward as assembly. The rotating connectors allow user-friendly connection, even in tight spaces. The wide ranging power supply unit means that the light can be used anywhere in the world.




Swing frame

The ideal solution for configuration with 482.6 mm (19") components in the vertically hinged version, for full or partial installation. Swing frames may be positioned anywhere on the 25 mm pitch pattern.




System accessories



Cable clamping

Various cable clamping options are available and can be used identically both inside the enclosure and in the base/plinth. Relocating cable clamping into the base/plinth area frees up more mounting space inside the enclosure, rather than being lost to allow for bending radii.



Cable ties

Simple, super-fast attachment of cables to all round holes on the enclosure and punched sections. Simply clip into position.



Cable duct

In addition to the DIN punchings, the mounting holes of Rittal cable ducts also have punchings on a 25 mm pitch pattern, completely eliminating the need for any machining when fastening to the frame. Components are simply screw-fastened into the round holes. The screw heads may be securely covered with an isolator cap for insulation purposes.



Gland plates

The modular base assembly allows completely flexible cable entry into the VX SE, matching your individual requirements. Essential cable clamping takes place in the base/plinth area, directly above the insertion point, or on the mounting plate.



Cable conduit and cable conduit holder

Allows crush-proof cable routing to moving parts such as doors or swing frames with minimal assembly work



Sealing frame, modular

For universal use on all surfaces and walls, for inserting pre-assembled cables with connectors. Can also be mounted onto 24-pole or 16-pole connector cut-outs.



System accessories



Punched sections with mounting flanges, 14 x 39 mm

The punched section with mounting flange, 14 x 39 mm, allows completely flexible installation on the tubular door frame, no machining required.



Wiring plan lectern

During maintenance work, the wiring plan lectern folds out easily to hold circuit diagrams and documents. The integral punchings provide temporary accommodation for tools.



Spacers

Spacer bolts allow a mounting level to be quickly and easily created at the correct distance, onto which a top hat rail or a contact hazard protection cover for built-in components can be easily installed in the door.



Tubular door frame

The all-round T-head punchings allow simple, fast attachment of cables with standard commercially available cable ties.



Door stay for escape routes

The door stay for escape routes guarantees convenience and safety. The enclosure door is securely locked into position for assembly work. In dangerous situations, the stay is released automatically under pressure, and by using 180° hinges, escape routes can be kept clear in both directions.



Climate control

When using Rittal climate control devices and Rittal fan-and-filter units on the rear panel, no additional earthing is required. The smart design means that the side panels, roof and enclosure frame are conductively connected to each other and no additional earthing is required.



Ride-up roller

Even the heaviest populated door is easily opened and closed with the ride-up roller.




Comfort handle

For retro-fitting lock systems such as semi-cylinders or lock inserts. As the handle does not take up any swing space, due to its folding action, the door surface area available for installed equipment is maximised.



Accessories



Base/plinth

1 Base/plinth corner piece with base/plinth trim panel, front and rear, 100 mm		
For enclosure width mm	Model No.	Catalogue 36, page
600	8640.002	881
800	8640.003	881
1000	8640.005	881
1200	8640.007	881
1600	8640.008	881
1800	8640.009	881
2 Base/plinth trim panels, side, 100 mm		
For enclosure depth mm	Model No.	Catalogue 36, page
300	8640.030	882
400	8640.031	882
500	8640.032	882
600	8640.033	882
3 Base/plinth corner piece with base/plinth trim panel, front and rear, 200 mm		
For enclosure width mm	Model No.	Catalogue 36, page
600	8640.022	881
800	8640.023	881
1000	8640.024	881
1200	8640.025	881
1600	8640.026	881
1800	8640.027	881
4 Base/plinth trim panels, side, 200 mm		
For enclosure depth mm	Model No.	Catalogue 36, page
300	8640.040	882
400	8640.041	882
500	8640.042	882
600	8640.043	882

Doors/locks

1 Glazed door		
For enclosure width x enclosure height mm	Model No.	Catalogue 36, page
600 x 1800	8610.685	918
600 x 2000	8610.605	918
800 x 1800	8610.885	918
800 x 2000	8610.805	918
2 Comfort handle		
For	Model No.	Catalogue 36, page
Lock inserts, RAL 7035	8611.020	938
Lock inserts, matt, chrome-plated	8611.330	938
Lock inserts and padlock, RAL 7035	8611.290	938
Profile half-cylinders, RAL 7035	8611.070	938
Profile half-cylinders, matt, chrome-plated	8611.340	938
3 180° hinges		
Colour	Model No.	Catalogue 36, page
RAL 7035	8800.190	951
Matt, nickel-plated	8701.180	951
180° hinge for doors with high dynamic loads		
Colour	Model No.	Catalogue 36, page
RAL 7035	8800.710	951




Installation accessories for doors

1 Punched section with mounting flange, 14 x 39 mm		
For door width mm	Model No.	Catalogue 36, page
500	8619.710	952
600	8619.720	952
800	8619.730	952
900	8619.740	952
2 Sheet steel wiring plan pocket, depth 90 mm		
For door width mm	Model No.	Catalogue 36, page
500	4115.000	955
600	4116.000	955
800	4118.000	955
900	4123.000	955
3 Utility lectern		
For door width mm	Model No.	Catalogue 36, page
600	4638.600	953
800	4638.800	953
4 Door stay		
For all VX SE free-standing enclosures	Model No.	Catalogue 36, page
	4583.000	956
5 Door stay for escape routes		
For all VX SE free-standing enclosures	Model No.	Catalogue 36, page
	4583.500	956
6 Ride-up roller		
For all VX SE free-standing enclosures	Model No.	Catalogue 36, page
	4538.000	956
7 Wiring plan lectern		
For door width mm	Model No.	Catalogue 36, page
500	4120.000	954
600 ¹⁾	4120.000	954
800 ¹⁾	4120.000	954

¹⁾ At least two lecterns are required for a width of 600 and 800 mm.




Accessories



Cable management

1 Section for cable entry, centre		
For enclosure width mm	Model No.	Catalogue 36, page
600	8618.800	1045
800	8618.801	1045
1000	8618.802	1045
1200	8618.803	1045
1600	8618.804	1045
2 Section for cable entry, rear		
For enclosure width mm	Model No.	Catalogue 36, page
600	8618.810	1045
800	8618.811	1045
1000	8618.812	1045
1200	8618.813	1045
1600	8618.814	1045
3 Cable clamp rail, right-angle section		
For enclosure width mm	Model No.	Catalogue 36, page
600	8619.410	1059
800	8619.420	1059
1000	8619.430	1059
1200	8619.440	1059
1600	8619.450	1059
1800	8619.460	1059
4 Sealing frame, modular¹⁾		
For all VX SE free-standing enclosures	Model No.	Catalogue 36, page
	2583.100 for 24-pole cut-out	1048
	2583.080 for 16-pole cut-out	1048

¹⁾ Seal inserts and inlays, see Catalogue 36, page 1051



Cable duct
Catalogue 36, page 1058



Cable conduit
Catalogue 36, page 1060



Cable conduit holder
Catalogue 36, page 1060






Cable entry plate
Catalogue 36, page 1044

Interior installation

1 VX adaptor rail for VX compatibility		
	Model No.	Catalogue 36, page
Length 200 mm	8617.760	995
For enclosure height mm		
1800	8617.750	995
2000	8617.751	995
2 C-rail 30/15, for direct installation		
	Model No.	Catalogue 36, page
For enclosure width/depth mm		
600	4944.000	996
800	4945.000	996
1000	4946.000	996
1200	4947.000	996
3 Punched section with mounting flange 17 x 73 mm for the outer mounting level (for direct installation in the depth)		
	Model No.	Catalogue 36, page
For enclosure width/depth mm		
300	8612.130	992
400	8612.140	992
500	8612.150	992
600	8612.160	992
4 Punched section with mounting flange 17 x 73 mm for the inner mounting level (for direct installation in the depth)		
	Model No.	Catalogue 36, page
For enclosure width/depth mm		
300	8612.030	992
400	8612.040	992
500	8612.050	992
600	8612.060	992
5 Punched section with mounting flange, 23 x 64 mm, for installation with VX adaptor rail		
	Model No.	Catalogue 36, page
For enclosure width/height/depth mm		
300	8617.100	991
400	8617.110	991
500	8617.120	991
600	8617.130	991
800	8617.140	991
1000	8617.150	991
1200	8617.160	991
1400	8617.170	991
1600	8617.180	991
1800	8617.190	991
2000	8617.200	991
6 Punched section without mounting flange 23 x 64 mm, for installation with VX adaptor rail		
	Model No.	Catalogue 36, page
For enclosure width/height/depth mm		
400	8100.740	993
500	8100.741	993
600	8100.742	993
800	8100.743	993
1200	8100.745	993
7 Punched rail 23 x 23 mm for installation with VX adaptor rail¹⁾		
	Model No.	Catalogue 36, page
For enclosure width/height/depth mm		
400	4169.000	994
500	4170.000	994
600	4171.000	994
800	4172.000	994
1000	4173.000	994
1200	4174.000	994
1400	4393.000	994
1600	4175.000	994
1800	4176.000	994
2000	4177.000	994

¹⁾ Also required:
 Mounting bracket 4182.000, see Catalogue 36, page 1002.
 U nut see Catalogue 36, page 1003



Accessories



Interior installation

8 Punched rail 18 x 39 mm for installation with VX adaptor rail		
For enclosure width/depth mm	Model No.	Catalogue 36, page
400	8617.700	993
500	8617.710	993
600	8617.720	993
800	8617.730	993

9 Support strip		
For enclosure width/depth mm	Model No.	Catalogue 36, page
Inner level		
400	4309.000	994
500	4596.000	994
600	8800.130	994
800	4579.000	994
Outer level		
400	4694.000	994
500	4695.000	994
600	4696.600	994
800	4697.000	994

10 Support rail 75 x 20 mm		
For enclosure width/depth mm	Model No.	Catalogue 36, page
slotted		
400	4394.000	996
500	4395.000	996
600	4396.000	996
800	4398.000	996
unslotted		
600	4396.500	996
800	4398.500	996

11 VX partial mounting plate for installation with VX adaptor rail										Door width mm	Dimensions mm	Model No.	Cat. 36, page
For installation in													
Enclosure width mm					Enclosure depth (side) mm								
400	600	800	1000	1200	400	500	600	800					
■	■	-	-	-	■	-	■	-	600	500 x 300	8617.510	975	
-	■	-	-	-	-	■	■	-	600	500 x 400	8617.520	975	
-	■	-	-	-	-	-	■	■	600	500 x 500	8617.530	975	
-	■	■	-	-	-	-	■	■	600	500 x 700	8617.540	975	
-	■	-	-	-	-	-	■	-	600	500 x 775	8617.550	975	
■	-	■	-	-	■	-	-	■	800	700 x 300	8617.560	975	
-	-	■	-	-	-	■	-	■	800	700 x 400	8617.570	975	
-	-	■	-	-	-	-	-	■	800	700 x 700	8617.580	975	
■	-	-	■	-	■	-	-	-	1000	900 x 300	8617.590	975	
-	-	-	■	-	-	■	-	-	1000	900 x 400	8617.600	975	
-	■	-	■	-	-	-	■	-	1000	900 x 500	8617.610	975	
■	-	-	-	■	■	-	-	-	-	1100 x 300	8617.620	975	
-	-	-	-	■	-	■	-	-	-	1100 x 400	8617.630	975	
-	■	-	-	■	-	-	■	-	-	1100 x 500	8617.640	975	

12 Cage nut		
Thread	Model No.	Catalogue 36, page
M5	4166.500	1002
M6	4164.500	1002
M8	4165.500	1002







LED system light

1 LED system light ¹⁾			
Lumen lm	Version	Model No.	Catalogue 36, page
900	without socket	2500.200	1015
900	without socket, 24 V (DC)	2500.220	1016
1200	with motion detector	2500.300	1014
1200	with motion detector, 24 V (DC)	2500.320	1015

¹⁾ Connection accessories, see Catalogue 36, page 1023



Socket box

1 Socket box for LED system light ¹⁾				
	Socket	UL	Model No.	Catalogue 36, page
	D, earthing-pin	–	2500.710	1022
	GB	–	2500.711	1022
	F/B	–	2500.712	1022
	CH	–	2500.713	1022
	US	■	2500.714	1022
	CN	–	2500.715	1022

¹⁾ Connection accessories, see Catalogue 36, page 1023



Spacers
Catalogue 36, page 953



Swing frame, large
Catalogue 36, page 1077



Swing frame, small
Catalogue 36, page 1075



Levelling feet
Catalogue 36, page 892



Climate control
Catalogue 36, from page 449



RiLine busbar systems
Catalogue 36, from page 281

Flexible manufacturing

VX SE free-standing enclosure systems can be machined directly at the Rittal factory.

Use your own engineering data and order the enclosures with cut-outs e.g. for cooling units, fan-and-filter units or gland plates. In this way, you can boost the efficiency of your own manufacturing process.



Versatile solutions

The VX SE free-standing enclosure system is versatile, just like our clients. For your projects in different sectors, take advantage of all the benefits of the VX SE such as high protection categories, a wide range of sizes from 300 mm depth to 1800 mm width, different material options, simple and complete engineering and a comprehensive range of accessories.



Machine and plant engineering

With its high level of torsional rigidity, the VX SE is particularly well-suited to cope with dynamic loads and stresses when used with mobile lifting and operating equipment in a production plant or warehouse.



Pharmaceuticals

VX SE, stainless steel – Ideal for use in the pharmaceutical industry. Because there are no gaps between the sides, roof and frame, the build-up of dirt deposits is prevented. Smooth surfaces allow easy cleaning.



Food and beverage industry

To meet the exacting standards of the hygiene sector. Smooth stainless steel material (brushed, grain size 400) prevents bacteria from accumulating in surface recesses. The high protection category of up to IP 66/ NEMA 4X allows cleaning with high pressure water jets.



Building services (heating, climate control, ventilation)

With depths of 300 mm, the VX SE is the tailor-made solution where space is limited. Accessories such as the 180° hinge and the door stay make it easy to keep escape routes clear.

Rittal – The System.

Faster – better – everywhere.

- Enclosures
- Power Distribution
- Climate Control
- IT Infrastructure
- Software & Services

You can find the contact details of all Rittal companies throughout the world here.



www.rittal.com/contact

XWWW00225EN2308

ENCLOSURES

POWER DISTRIBUTION

CLIMATE CONTROL

IT INFRASTRUCTURE

SOFTWARE & SERVICES



FRIEDHELM LOH GROUP