

SE 8



Rittal – The System.

Faster – better – worldwide.

RITTAL Scandinavian ab
Rittalgatan 1
SE-262 73 Ängelholm
Sweden
Phone +46 431 44 26 00
info@rittal.se · www.rittal.se

RITTAL AS
Postboks 258
N-1401 Ski
Norway
Phone +47 64 85 13 00
rittal@rittal.no · www.rittal.no

RITTAL A/S
Dybendsvænget 4
DK-2630 Taastrup
Denmark
Phone +45 70 25 59 00
info@rittal.dk · www.rittal.dk

RITTAL Oy
Valimotie 35, PL 134
FI-01510 Vantaa
Finland
Phone +358 9 413 44 00
info@rittal.fi · www.rittal.fi

ENCLOSURES

POWER DISTRIBUTION

CLIMATE CONTROL

IT INFRASTRUCTURE

SOFTWARE & SERVICES

FRIEDHELM LOH GROUP



Rittal – The System.

Faster – better – worldwide.

► The new international standard...



ENCLOSURES

POWER DISTRIBUTION

CLIMATE CONTROL

IT INFRASTRUCTURE

SOFTWARE & SERVICES



FRIEDHELM LOH GROUP



► The standard: TS 8. Infinite possibilities.

The TS 8 section, tried and tested millions of times, is the standard platform for both system enclosure solutions: the reliable and bayable TS 8 enclosure system and the SE 8 system enclosure. Its infinite possibilities mean exceptionally wide-ranging benefits for both ranges of enclosure:

► **One engineering solution for both platforms**

Reduced planning costs – the same 3D data can be used.

► **One set of system accessories for both the TS 8 and the SE 8**

Lower storage costs, easier ordering and a secure and simple system configuration.

► **Same climate platform – from the fan-and-filter unit to the chiller**

Simpler ordering and assembly due to cross-platform common mounting dimensions and output categories. The TS 8 modular climate control concept can be used without any limitations.

► **Two-level approach**

Effective use of space and greater interior installation options.



TS 8

► **The new one: SE 8.**
**The best – now also available
as a solo system.**



SE 8

► The new one: SE 8. The benefits.




High stability due to self-supporting integrated construction




Time saving – Installation can begin directly, no assembly of side and rear panels



Large variety of bases/plinths: sheet steel, stainless steel or Flex-Block plastic base



Enclosure depths of 400, 500 and 600 mm




Enclosure widths ranging from 600 to 1800 mm



Automatic potential equalisation



Optimum cable entry



Two-level approach



High protection category: IP 55

Sheet steel and stainless steel versions for almost any application area. Thanks to its enclosed basic frame, the SE 8 stainless steel enclosure in particular offers fewer areas for dirt and moisture to collect, and it is easier to clean.

The new one: SE 8. The product specifications.

The system enclosure SE 8 is based on the TS 8 platform. System accessories for interior installation in the TS 8 design can be used without restrictions. Both the Flex-Block and TS 8 base/plinth systems can be used.

Material:

- Depending on the version:
Sheet steel or 1.4301 stainless steel (AISI 304)
- Enclosure: 1.5 mm
- Door: 2.0 mm
- Rear panel and gland plates: 1.5 mm
- Mounting plate: 3.0 mm, sheet steel (for sheet steel and stainless steel enclosures)

Sheet steel surface finish:

- Enclosure, door (or double door) and rear panel:
- Dipcoat primed
 - Externally powder-coated with RAL 7035 textured paint
- Mounting plate and gland plates:
- Zinc-plated

Stainless steel surface finish:

- Enclosure, rear panel, base and door(s):
- Brushed, grain 400
- Mounting plate:
- Zinc-plated

Protection category:

IP 55 to EN 60 529, complies with NEMA 12

Supply includes:

- Enclosure with door(s)
- With single-door enclosures:
Door hinged on the right (can be changed to the left)
- Mounting plate
- Gland plates
- Rear panel (in two pieces from a width of 1600 mm and more), screw-fastened

Width: 600–800 mm

Width (W) mm	Packs of	600	600	600	800	800	800	800	800
Height (H) mm		1600	1800	1800	1800	1800	2000	2000	2000
Depth (D) mm		400	400	500	400	500	400	500	600
Mounting plate width (F) mm		499	499	499	699	699	699	699	699
Mounting plate height (G) mm		1496	1696	1696	1696	1696	1896	1896	1896
Door(s)		1	1	1	1	1	1	1	1
Protection category		IP 55 to EN 60 529, complies with NEMA 12							
Sheet steel: Model No. SE	1	–	5830.500	–	5831.500	–	5832.500	5833.500	5834.500
Stainless steel: Model No. SE	1	5850.500	–	5851.500	–	5852.500	–	–	5853.500

Width: 1000–1800 mm

Width (W) mm	Packs of	1000	1000	1200	1600	1200	1200	1200	1800
Height (H) mm		1800	1800	1800	1800	2000	2000	2000	2000
Depth (D) mm		400	400	400	400	400	500	600	500
Mounting plate width (F) mm		899	899	1099	1499	1099	1099	1099	1699
Mounting plate height (G) mm		1696	1696	1696	1696	1896	1896	1896	1896
Door(s)		1	2	2	2	2	2	2	2
Protection category		IP 55 to EN 60 529, complies with NEMA 12							
Sheet steel: Model No. SE	1	–	5840.500	5841.500	5842.500	5843.500	5844.500	5845.500	5846.500
Stainless steel: Model No. SE	1	5854.500	–	–	–	–	5855.500	–	–