



Rittal – The System.

Faster – better – everywhere.



DK 7000.620

Component shelf, static installation

State: 19/05/2025 (Source: rittal.com/au-en)

ENCLOSURES

POWER DISTRIBUTION

CLIMATE CONTROL

IT INFRASTRUCTURE


SOFTWARE & SERVICES

FRIEDHELM LOH GROUP



DK 7000.620 - Component shelf, static installation for TE

Are attached directly to the front and rear 482.6 mm (19") mounting angles, load capacity: 30 kg.



Features

Model No.	DK 7000.620
Product description	The component shelf is attached directly at the side to the front and rear 482.6 mm (19") mounting frames for TE.
Material	Sheet steel
Surface finish	Spray-finished
Colour	RAL 7035
Supply includes	Assembly parts
Distance between mounting levels	495 mm
Load capacity static	300 N
Note	Not suitable for combination with telescopic slides.
Contact surface	Width: 505 mm Depth: 410 mm
Dimensions	Width: 511 mm Height: 22 mm Depth: 413 mm
Packs of	1 pc(s).
Net weight	3.25
Gross weight	3.7
Customs tariff number	94039910

Features

EAN	4028177436411
ETIM 9	EC002620
ECLASS 8.0	27189261

Tender text

482.6 mm (19 inch) component shelf for static installation for direct screw fastening without using an installation kit,
depth = 500 mm

Static installation component shelf for direct installation and quick component shelf, for mounting various installation modules. Combining with telescopic slides is not possible. The component shelf is attached directly at the side of the front and rear 482.6 mm (19.) mounting frames.

Load capacity: 30 kg, static

Dimensions: W x H x D: 512 x 22 x 412 mm

Distance between 19" levels: 495 (Premium accessories: customised for immediate installation in enclosure as delivered)

Sheet steel, spray finished RAL 7035