



# Rittal – The System.

Faster – better – everywhere.



## DK 7828.660

## Component shelf, static installation

State: 07.05.2025. (Source: [rittal.com/hr-hr](https://www.rittal.com/hr-hr))

ENCLOSURES

POWER DISTRIBUTION

CLIMATE CONTROL

IT INFRASTRUCTURE


SOFTWARE & SERVICES

FRIEDHELM LOH GROUP



# DK 7828.660 - Component shelf, static installation for TS 8

Locate the mounting pieces in the frame and attach the component shelf, enclosure width: 600 and 800 mm, load capacity: 75 kg.



## Features

Model No.	DK 7828.660
Product description	Locate the mounting pieces in the frame and attach the component shelf. Attachment in the TS enclosure section offers the greatest possible support surface. Dimensions: Height 25 mm, width: Enclosure width minus 44 mm, depth: Enclosure depth minus 44 mm
Material	Sheet steel
Colour	RAL 7035
Supply includes	Assembly parts
Load capacity	75 kg surface load, static
Note	Combined use with vertically divided doors is not possible. Not suitable for combination with telescopic slides.
Dimensions	Width: 556 mm Height: 25 mm Depth: 556 mm
To fit	Enclosure type: TS 8 Width: 600 mm Depth: 600 mm
Packs of	1 pc(s).

# Features

Net weight	6.151
Gross weight	6.475
Customs tariff number	94039910
EAN	4028177235199
ECLASS 8.0	27189261

## Tender text

Component shelf for static installation

Component shelf for static installation to enclosure frame

The component shelf is mounted directly inside the frame section edge folds using special mounting pieces, which enable the maximum area to be used.

Easy and secure fitting due to the plug-and-play technology.

The component shelf uses ventilation slots, which ensures economical air exchange between the separate layers.

Load capacity: 75 kg surface load

Material: Sheet steel

Spray finish: RAL 7035

for enclosure dimensions: W: 600 mm D: 600 mm