


Rittal – The System.

Faster – better – everywhere.



AS 4051.205

Wire Terminal WT C5 fully automated wire processing machine

State: 2026.4.4 (Source: rittal.com/lt-en)

ENCLOSURES

POWER DISTRIBUTION

CLIMATE CONTROL

IT INFRASTRUCTURE



SOFTWARE & SERVICES

FRIEDHELM LOH GROUP



AS 4051.205 - Wire Terminal WT C5 fully automated wire processing machine

The Wire Terminal WT C5 fully automated wire processing machine produces up to 36 different wires fully automatically, with zero manual intervention. Wire ends with cross-sections ranging from 0.5 mm² to 2.5 mm² may be processed fully automatically without retooling. This includes length-cutting, insulation-stripping, crimping and project-specific labelling of the wires.



Features

Model No.	AS 4051.205
Design	For fully automatic processing of wire lists for wire assembly Suitable wire stores are selected depending on the number of wires
Product description	The Wire Terminal WT C5 fully automated wire processing machine produces up to 36 different wires fully automatically, with zero manual intervention. Wire ends with cross-sections ranging from 0.5 mm ² to 2.5 mm ² may be processed fully automatically without retooling. This includes length-cutting, insulation-stripping, crimping and project-specific labelling of the wires.

Features

Benefits

Fully interlinked, from the E-CAD tool through to the production processes

Continuous top quality

Investment amortisation period of 2.5 years from a minimum of 300 enclosures per annum

Machined wires from the ordering system or the chain bundle can be processed in the subsequent enclosure wiring process stage with the "Smart Wiring" tool from Eplan

Comprehensive process optimisation

Efficient job management via the RiPanel Processing Center is supported

Simple, fast changeover of consumable materials

Automatic labelling of the wires in black, white or light blue

Uses a new-technology crimper for various wire end ferrule lengths from 8-18 mm, including infinitely variable partial and full stripping.

Secure wire infeed via a new type of wire routing system including quick-lock mechanism

Wire output optionally as delivery, optional rail system or optional chain bundle

Make your wire assembly production process 15 times faster

Simple operation with large 24" touch display

Allows you to respond quickly and flexibly to project changes

Error minimisation even in downstream processes

Features

Technical specifications

Wire stripping range: Partial stripping 6 - 20 mm (0.24 - 0.79 in.), infinitely variable and full stripping 2 - 20 mm (0.8 - 0.79 in.), infinitely variable

Crimping range 0.5 mm²: Crimping length 8 mm (0.31 in.) and 10 mm (0.39 in.)

Crimping range 0.75 mm²: Crimping length 8 mm (0.31 in.), 10 mm (0.39 in.) and 12 mm (0.47 in.)

Crimping range 1 mm²: Crimping length 8 mm (0.31 in.), 10 mm (0.39 in.) and 12 mm (0.47 in.)

Crimping range 1.5 mm²: Crimping length 8 mm (0.31 in.), 10 mm (0.39 in.), 12 mm (0.47 in.) und 18 mm (0.71 in.)

Crimping range 2.5 mm²: Crimping length 8 mm (0.31 in.), 12 mm (0.47 in.) and 18 mm (0.71 in.)

Wires are fed in via separate wire infeed magazines

Covering 12 wire types per block

The Wire Terminal can accommodate a total of three wire infeed blocks for max. 36 wires

5 wire end ferrule infeeds via feeder bowls

The Wire Terminal WT C can process wire lengths from 150 mm to 10 m

Supply includes

Machine frame and encapsulation

Operating unit

Locator for wire labelling unit

Label printer for wire rail magazine identification

1 x WT 16 vibratory bowl feeder for 0.5 mm²

2 x WT 20 vibratory bowl feeders for 0.75/1.0 mm²

2 x WT 29 vibratory bowl feeders for 1.5/2.5 mm²

Machinable material

Fine-wire copper cables to DIN VDE 0295 Category 5

Wire end ferrules with plastic collar

Note

Please talk to your Rittal sales consultant about a bespoke machine configuration.

German and English are included as standard with the Wire Terminal

The vibratory bowl feeders and the separation of single wire end ferrules are designed for the dimensional tolerances of Rittal wire end ferrules to DIN 46228-4:2019-02. If the wire end ferrules used exceed the defined dimension tolerances, it may be necessary to design/test a new bowl feeder and to adapt the wire end ferrule separation.

We reserve the right to make technical modifications

Features

Machine options	Wire store WT Tube 12 (4051.218) WT wire store XL, central unit, 4051.037 WT wire store XL, additional module, 4051.038 Wire rail system WT 15 (4051.214) Wire feed block WT 12 (4051.213) Chain bundle module WT (4051.215)
Interfaces	Eplan Pro Panel Eplan Smart Wiring
Safety	The machine interior is fully encapsulated. The machine zone allows access from 4 sides, monitored via contactless safety limit switches on the bifold doors.
Dimensions	Width: 1,960 mm Height: 2,255 mm Depth: 2,255 mm
Compressed air supply min.	5 bar
Compressed air supply max.	7 bar
Rated operating voltage	230 V, 1~, 50 Hz/60 Hz
Control voltage (DC)	24 V
Power consumption (approx.)	1 kW
Wires per hour approx.	285
Weight per wire store, unloaded	130 kg
Support area including 3 wire magazine	Width: 3,660 mm Height: 2,250 mm Depth: 5,159 mm
Packs of	1 pc(s).
Net weight	1,390 kg
Gross weight	1,740 kg
Customs tariff number	84633000
ETIM 8	EC000000
ECLASS 8.0	18129090