


Rittal – The System.

Faster – better – everywhere.



DK 5501.675

Component shelf, pull-out

State: 21/09/2025 (Source: rittal.com/ro-ro)

ENCLOSURES

POWER DISTRIBUTION

CLIMATE CONTROL

IT INFRASTRUCTURE



SOFTWARE & SERVICES

FRIEDHELM LOH GROUP



DK 5501.675 - Component shelf, pull-out for VX IT, TS IT, TE, TX CableNet

For mounting between two 482.6 mm (19") mounting angles.



Features

| | |
|---------------------|---|
| Model No. | DK 5501.675 |
| Product description | For mounting between two 482.6 mm (19") mounting levels, on 482.6 mm (19") mounting angles or 482.6 mm (19") mounting frames. |
| Benefits | Tool-free, time-saving one-man assembly from the enclosure front Self-locking Fully extendible |
| Applications | Depth-variable to adapt to individual distances between levels |
| Material | Sheet steel |
| Surface finish | Base: Spray-finished Telescopic slides/installation kit: Zinc-plated |
| Colour | RAL 9005 |
| Supply includes | Component shelf, slotted Telescopic slide with mounting kit Assembly parts |
| Applications | For larger distances between levels, you will need to reduce the preconfigured distance, load capacity 50 kg. |
| Load capacity | 50 kg |

Features

| | |
|-------------------------------|--|
| Dimensions | Width: 419 mm Depth: 500 mm |
| To fit | Enclosure type: VX IT TS IT TE TX CableNet |
| Distance between levels | 400 - 600 mm |
| Packs of | 1 pc(s). |
| Net weight | 5.9 |
| Gross weight | 6.14 |
| PCF per pack (cradle-to-gate) | 23.6 kg CO2 eq (Cat B) |
| Note on PCF category | Category B: PCF value (cradle-to-gate) based on the product weight, approximately calculated and self-declared |
| Customs tariff number | 73269098 |
| EAN | 4028177679115 |
| E-Number Sweden | E7239594 |
| ETIM 9 | EC002620 |
| ECLASS 8.0 | 27189261 |

Tender text

482.6 mm (19") - component shelf, pull-out

482.6 mm component shelf, with telescopic slide, for L-shaped mounting angles and similar mounting angle shapes. For mounting between two 482.6 mm (19") mounting angles. Complete kit including depth-variable installation kit for 482.6 mm (19") mounting levels from 400 to 600 mm.

Tool-free, accessory-free, time-saving one-man assembly from the enclosure front.

Locate, pull-out, snap into position.

Perforated component shelf surface to support climate control inside the enclosure. The component shelf is self-locking, fully extendible.

Component shelf depth 500 mm, load capacity 50 kg, component shelf height 1 U.

Material: Sheet steel

Surface finish: Spray finished

Colour: RAL 9005

Model No. DK: 5501.675