



Rittal – The System.

Faster – better – everywhere.



RX 9360.028 RiLineX board

State: 13/05/2026 (Source: rittal.com/rs-sr)

ENCLOSURES

POWER DISTRIBUTION

CLIMATE CONTROL

IT INFRASTRUCTURE



SOFTWARE & SERVICES

FRIEDHELM LOH GROUP



RX 9360.028 - RiLineX board

RiLineX complete board, 3-pole, 800 A including busbars 30x10 mm. Length 1105 mm for 1200 mm wide enclosures. End-to-end contact hazard protection up to IP 2XB, upgradable to IP 3X. Suitable for mounting horizontally, vertically and above head height. For voltages up to 1000 V AC and 1500 V DC. Tested short-circuit resistance up to 65 kA. Supports cable routing in the rear section. IEC and UL approved.



Features

| | |
|-------------------------------------|---|
| Model No. | RX 9360.028 |
| Benefits | <ul style="list-style-type: none">Time savings thanks to fully digital product dataReduced assembly time thanks to pre-assembled complete boardSuitable for applications up to 1000 V AC and up to 1500 V DCTested short-circuit resistance up to 65 kAContact hazard protection up to IP 2XB, upgradable to IP 3XTested and certified to IEC and ULSimple extension and buying |
| Material | <ul style="list-style-type: none">Polyamide (PA 6)Fire protection corresponding to UL 94E-Cu |
| Colour | <ul style="list-style-type: none">RAL 35745RAL 9005 |
| Supply includes | Integral busbars |
| IP protection category to IEC 60529 | IP 2XB |

Features

| | |
|--------------------------------------|--|
| Standards | IEC 61 439-1/-2 UL 508 |
| Rated current max. | 800 A |
| Rated current (UL) | 800 A |
| Electrical ratings UL (SCCR) | 65 kA - 600 V, RMS, unprotected 100 kA - 600 V, Fuse Class L max. 1600 A, JDDZ/7 100 kA - 600 V, circuit breaker max. 600 A, DIVQ/7 100 kA - 480 V, circuit breaker max. 800 A, DIVQ/7 65 kA - 600 V, circuit breaker max. 800 A, DIVQ/7 |
| Centre-to-centre spacing of busbars | 60 mm |
| Rated impulse withstand voltage Uimp | 12 kV |
| Rated voltage | 1.000 V AC 1.500 V DC 600 V AC (UL) 600 V DC (UL) |
| Rated insulation voltage Ui | 1.000 V AC 1.500 V DC |
| Rated impulse withstand current | 143 kA 143 kA (UL) |
| Rated short-term withstand current/t | 65 kA/500 ms |
| Overvoltage category | 4 |
| Contamination level | 3 |
| Busbar dimensions | 30 mm x 10 mm |
| Number of poles | 3-pole |
| Fundamental frequency | 50...60 Hz |
| Ambient humidity (non-condensing) | 10...90 % |
| Operating temperature range | -5 °C...55 °C |
| Storage temperature range | -25 °C...75 °C |

Features

| | |
|------------------------------|--|
| Dimensions | Width: 1,105 mm Height: 246 mm Depth: 49.2 mm |
| Packs of | 1 pc(s). |
| Net weight | 14 kg |
| Gross weight | 14,68 kg |
| Copper weight (kg per piece) | 8,838 |
| Customs tariff number | 85369010 |
| ETIM 9 | EC001900 |
| Product description | RiLineX complete board, 3-pole, 800 A including busbars 30 x 10 mm. Length 1105 mm for 1200 mm wide enclosures. Simple, fast baying of multiple boards using RiLineX baying connectors, without reducing short-circuit protection. Cables (such as control lines) may also be routed in the rear section of the board, for added flexibility with system assembly. Comprehensive digital product data means significant time savings with planning and documentation. The board is IEC 61439 and UL 508-approved and may be mounted horizontally, vertically and overhead. What's more, the system is easily extendible. It is suitable for AC applications up to 1000 V AC and DC applications up to 1500 V DC, offering a versatile solution for a wide range of application areas. The supply includes a preconfigured board and busbars. |

Approvals

| | |
|--------------|--|
| Approvals | UL + C-UL (listed) |
| Explanations | Declaration of conformity PCF-declaration |

Tender text

RiLineX Board

Complete board incl. busbars.

Board length tailored to Rittal enclosure widths.

End-to-end contact hazard protection up to IP 2XB
upgradable to IP 3X with cover strips (9365.020).

Suitable for mounting horizontally, vertically and above
head height.

Supports cable routing in the rear section. Baying of boards
between enclosures with baying set for board (9360.000).

For voltages up to 1000 V AC and 1500 V DC.

Tested short-circuit resistance up to 65 kA.

IEC and UL approved.

Product information

Number of poles: 3

Busbar dimensions: 30 mm x 10 mm

Rated current max.: 800 A

Dimensions: 1105 mm x 246 mm x 49,2 mm (WxHxD)

Suitable for width: 1200 mm

Manufacturer: Rittal GmbH & Co. KG

Type: 9360028